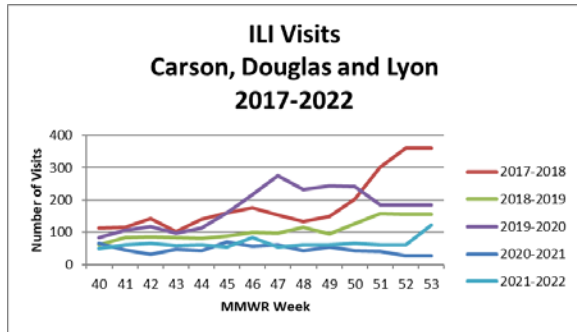


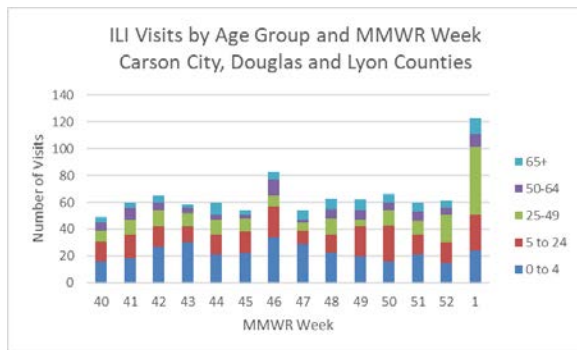
Influenza Activity

2021-2022 Season



ESSENCE
Detection Level
Yellow

Number of actual visits was less than expected, based on past years.



2019-2019
ILI Visit
Age Group Breakdown

0-4	34%
5-25	27%
25-40	20%
50-64	10%
65+	9%

Data collected in ESSENCE

Current Week 01 (ending 01/08/22)

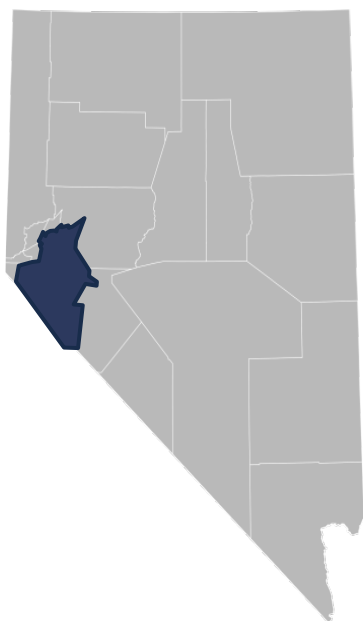
- **122** Influenza-like-illness (ILI) events reported among jurisdiction's emergency department visits: Increase from last year
- **0** hospitalizations reported

Current Season Summary (10/03/21 - 01/08/22)

- **916** Influenza-like-illness (ILI) events reported among jurisdiction's emergency department visits: Increase from last year
- **5** reported hospitalizations within the jurisdiction

Last Season Summary (Week 40-01)

- **686** Influenza-like-illness (ILI) events reported among jurisdiction's emergency department visits
- **1** reported hospitalizations within the jurisdiction



ILI is defined as fever (temperature of 100°F [37.8°C] or greater) and a cough and/or a sore throat