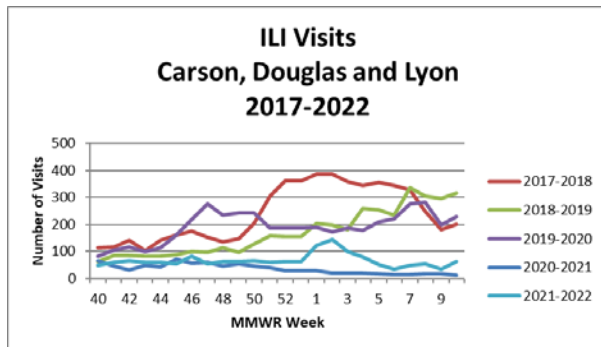


Influenza Activity

2021-2022 Season

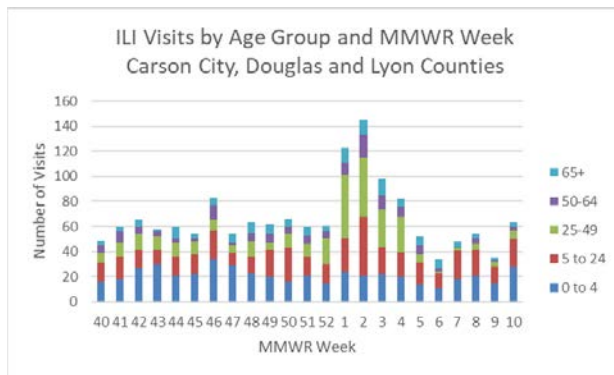


ESSENCE

Detection Level

Green

Number of actual visits was expected, based on past four weeks.



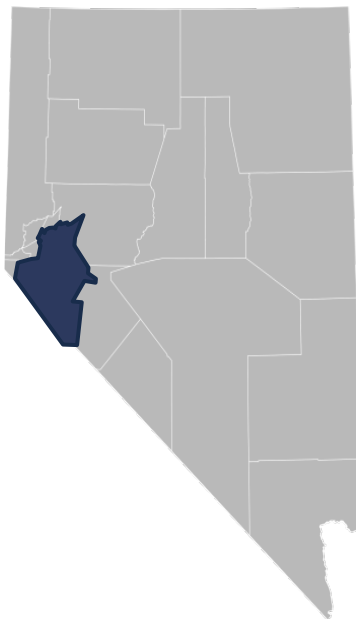
2019-2019

ILI Visit

Age Group Breakdown

0-4	32%
5-25	29%
25-40	21%
50-64	9%
65+	9%

Data collected in ESSENCE



Influenza Activity | 1

Current Week 10 (ending 03/12/22)

- 63 Influenza-like-illness (ILI) events reported among jurisdiction's emergency department visits: Increase from last year
- 1 hospitalizations reported

Current Season Summary (10/03/21 - 03/12/22)

- 1525 Influenza-like-illness (ILI) events reported among jurisdiction's emergency department visits: Increase from last year
- 7 reported hospitalizations within the jurisdiction

Last Season Summary (Week 40-10)

- 839 Influenza-like-illness (ILI) events reported among jurisdiction's emergency department visits
- 1 reported hospitalizations within the jurisdiction

ILI is defined as fever (temperature of 100°F [37.8°C] or greater) and a cough and/or a sore throat