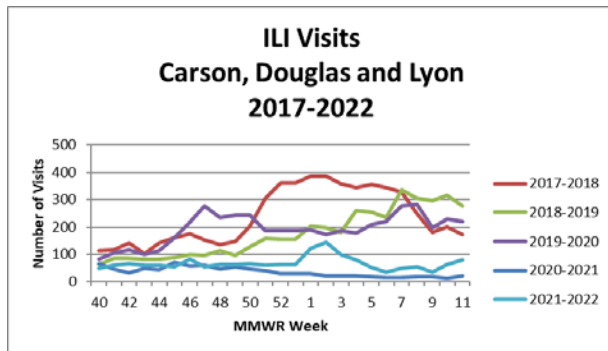


Influenza Activity

2021-2022 Season

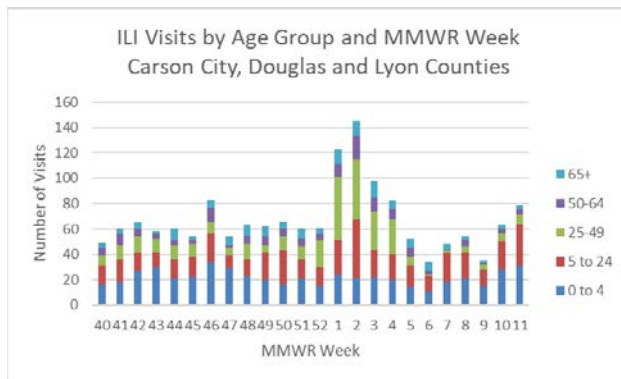


ESSENCE

Detection Level

Green

Number of actual visits was expected, based on past four weeks.



2019-2019

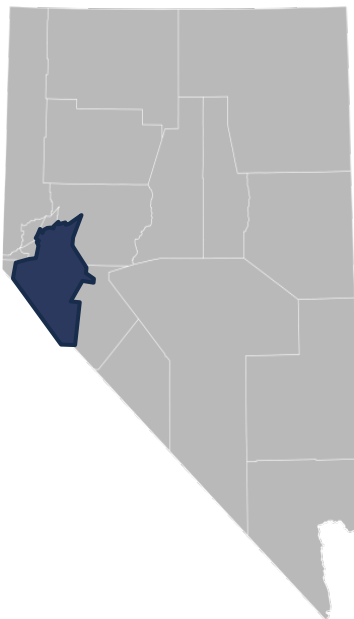
ILI Visit

Age Group Breakdown

0-4	32%
5-25	30%
25-40	20%
50-64	9%
65+	9%

Data collected in ESSENCE

Influenza Activity | 1



Current Week 11 (ending 03/19/22)

- **79** Influenza-like-illness (ILI) events reported among jurisdiction’s emergency department visits: Increase from last year
- **0** hospitalizations reported

Current Season Summary (10/03/21 – 03/19/22)

- **1604** Influenza-like-illness (ILI) events reported among jurisdiction’s emergency department visits: Increase from last year
- **7** reported hospitalizations within the jurisdiction

Last Season Summary (Week 40-11)

- **858** Influenza-like-illness (ILI) events reported among jurisdiction’s emergency department visits
- **1** reported hospitalizations within the jurisdiction

ILI is defined as fever (temperature of 100°F [37.8°C] or greater) and a cough and/or a sore throat