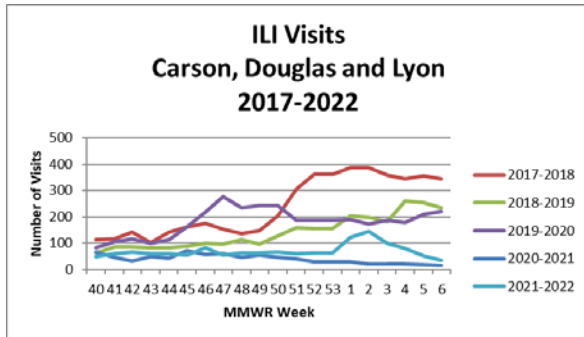


# Influenza Activity

2021-2022 Season

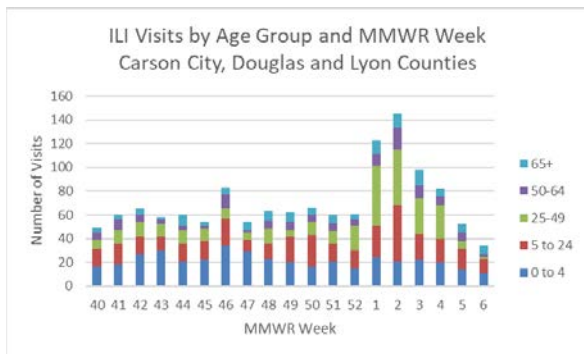


**ESSENCE**

Detection Level

**Green**

*Number of actual visits was expected, based on past four weeks.*



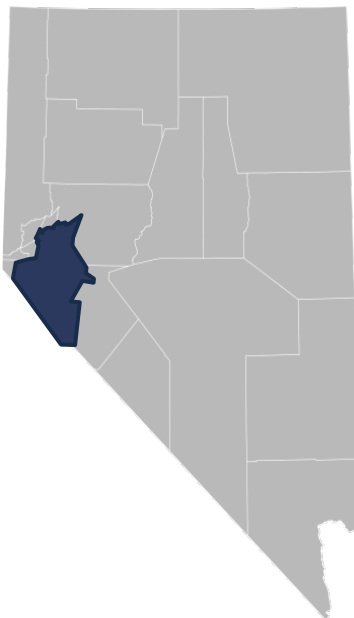
**2019-2019**

**ILI Visit**

**Age Group Breakdown**

0-4	30%
5-25	27%
25-40	23%
50-64	10%
65+	10%

Data collected in ESSENCE



Influenza Activity | 1

## Current Week 06 (ending 02/12/22)

- 34 Influenza-like-illness (ILI) events reported among jurisdiction's emergency department visits: Increase from last year
- 0 hospitalizations reported

## Current Season Summary (10/03/21 - 02/12/22)

- 1325 Influenza-like-illness (ILI) events reported among jurisdiction's emergency department visits: Increase from last year
- 6 reported hospitalizations within the jurisdiction

## Last Season Summary (Week 40-06)

- 779 Influenza-like-illness (ILI) events reported among jurisdiction's emergency department visits
- 1 reported hospitalizations within the jurisdiction

ILI is defined as fever (temperature of 100°F [37.8°C] or greater) and a cough and/or a sore throat