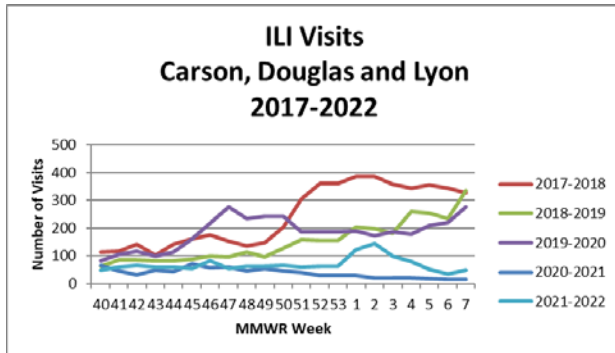


Influenza Activity

2021-2022 Season

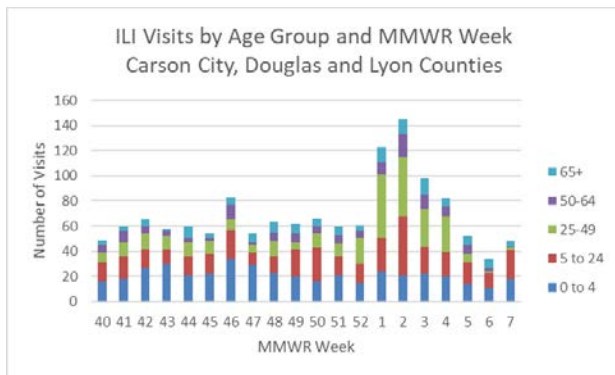


ESSENCE

Detection Level

Green

Number of actual visits was expected, based on past four weeks.



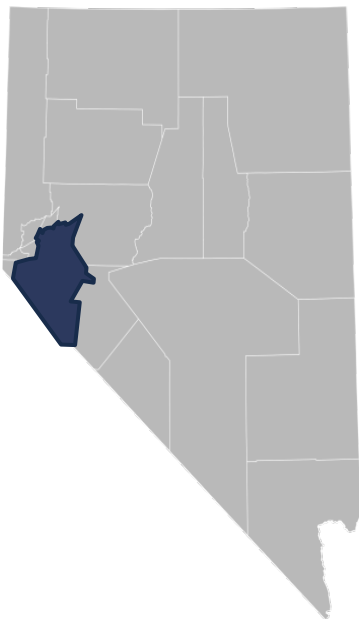
2019-2019

ILI Visit

Age Group Breakdown

0-4	30%
5-25	28%
25-40	22%
50-64	10%
65+	10%

Data collected in ESSENCE



Influenza Activity | 1

Current Week 07 (ending 02/19/22)

- **48** Influenza-like-illness (ILI) events reported among jurisdiction's emergency department visits: Increase from last year
- **0** hospitalizations reported

Current Season Summary (10/03/21 - 02/19/22)

- **1373** Influenza-like-illness (ILI) events reported among jurisdiction's emergency department visits: Increase from last year
- **6** reported hospitalizations within the jurisdiction

Last Season Summary (Week 40-07)

- **793** Influenza-like-illness (ILI) events reported among jurisdiction's emergency department visits
- **1** reported hospitalizations within the jurisdiction

ILI is defined as fever (temperature of 100°F [37.8°C] or greater) and a cough and/or a sore throat