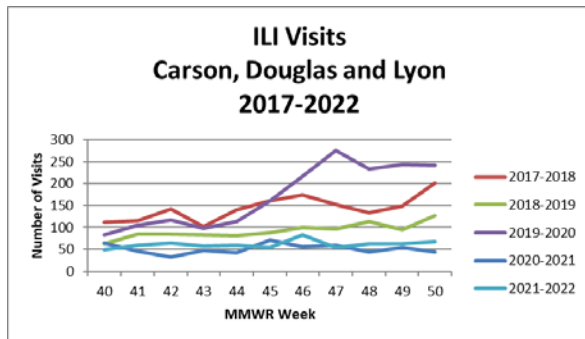
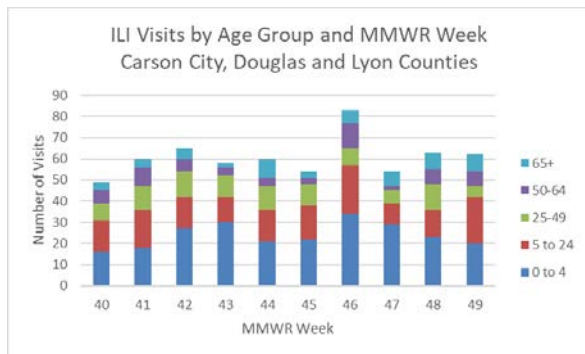


Influenza Activity

2021-2022 Season



ESSENCE
Detection Level
Green
 Number of actual visits was less than expected, based on past years.

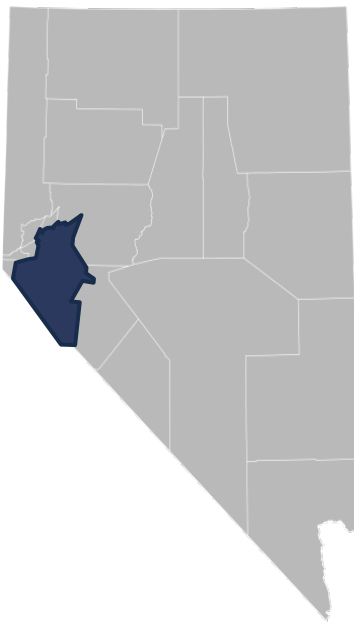


2019-2019
ILI Visit
Age Group Breakdown

0-4	40%
5-25	26%
25-40	15%
50-64	10%
65+	9%

Data collected in ESSENCE

Influenza Activity | 1



Current Week 50 (ending 12/18/21)

- 67 Influenza-like-illness (ILI) events reported among jurisdiction's emergency department visits: Increase from last year
- 0 hospitalizations reported

Current Season Summary (10/03/21 - 12/18/21)

- 674 Influenza-like-illness (ILI) events reported among jurisdiction's emergency department visits: Increase from last year
- 1 reported hospitalizations within the jurisdiction

Last Season Summary (Week 40-50)

- 562 Influenza-like-illness (ILI) events reported among jurisdiction's emergency department visits
- 1 reported hospitalizations within the jurisdiction

ILI is defined as fever (temperature of 100°F [37.8°C] or greater) and a cough and/or a sore throat