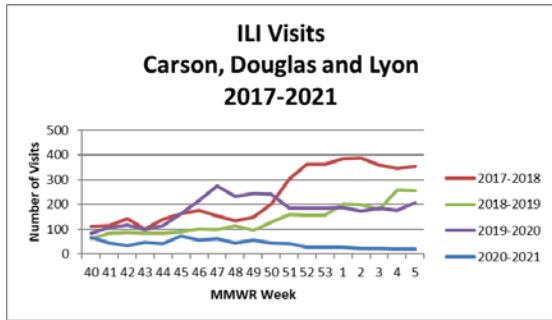


Influenza Activity

2020-2021 Season

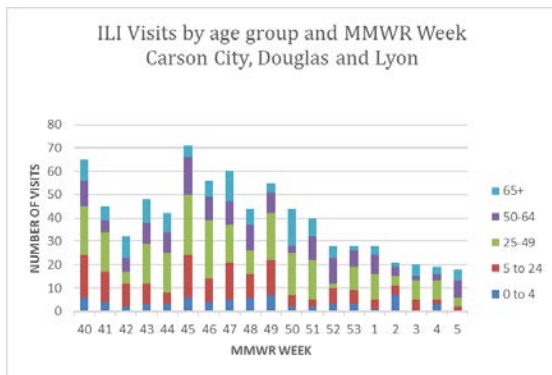


ESSENCE

Detection Level

Green

Number of actual visits was less than expected, based on past years.



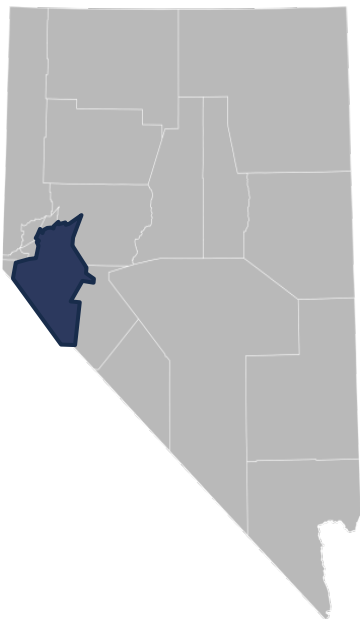
2020-2021

ILI Visit

Age Group Breakdown

0-4	9%
5-25	21%
25-40	33%
50-64	20%
65+	17%

Data collected in ESSENCE



Influenza Activity | 1

Current Week 05 (ending 02/06/21)

- **18** Influenza-like-illness (ILI) events reported among jurisdiction's emergency department visits: Decrease from last year
- **0** hospitalizations reported

Current Season Summary (09/27/20 - 02/06/21)

- **764** Influenza-like-illness (ILI) events reported among jurisdiction's emergency department visits: Decrease from last year
- **1** reported hospitalizations within the jurisdiction

Last Season Summary (Week 40-04)

- **3182** Influenza-like-illness (ILI) events reported among jurisdiction's emergency department visits
- **38** reported hospitalizations within the jurisdiction

ILI is defined as fever (temperature of 100°F [37.8°C] or greater) and a cough and/or a sore throat without a known cause other than influenza.