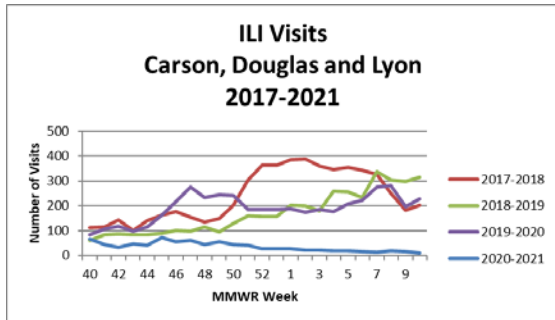
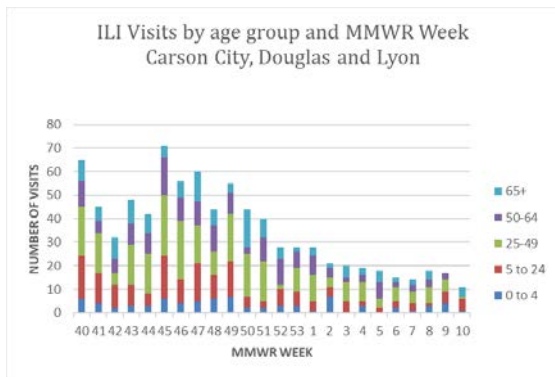


Influenza Activity

2020-2021 Season



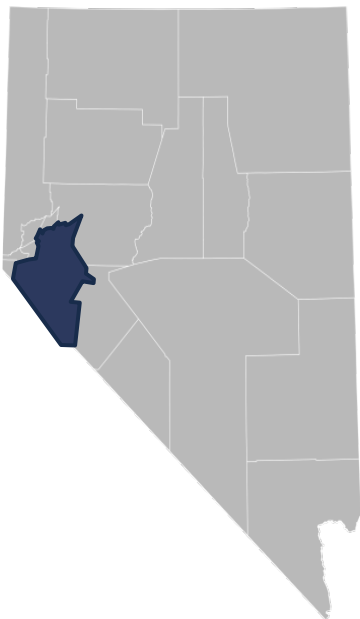
ESSENCE
Detection Level
Green
 Number of actual visits was less than expected, based on past years.



2020-2021
ILI Visit
Age Group Breakdown

0-4	9%
5-25	21%
25-40	34%
50-64	19%
65+	17%

Data collected in ESSENCE



Current Week 10 (ending 03/13/21)

- **11** Influenza-like-illness (ILI) events reported among jurisdiction's emergency department visits: Decrease from last year
- **0** hospitalizations reported

Current Season Summary (09/27/20 - 03/13/21)

- **839** Influenza-like-illness (ILI) events reported among jurisdiction's emergency department visits: Decrease from last year
- **1** reported hospitalizations within the jurisdiction

Last Season Summary (Week 40-10)

- **4389** Influenza-like-illness (ILI) events reported among jurisdiction's emergency department visits
- **59** reported hospitalizations within the jurisdiction

Influenza Activity | 1

ILI is defined as fever (temperature of 100°F [37.8°C] or greater) and a cough and/or a sore throat without a known cause other than influenza.