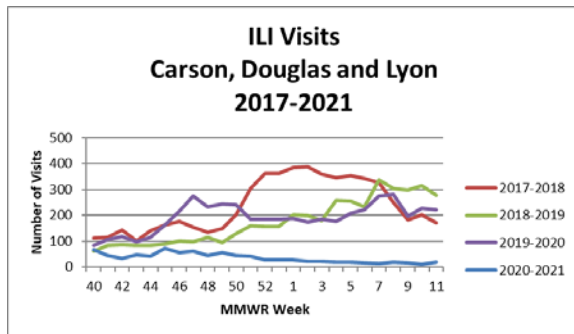


Influenza Activity

2020-2021 Season

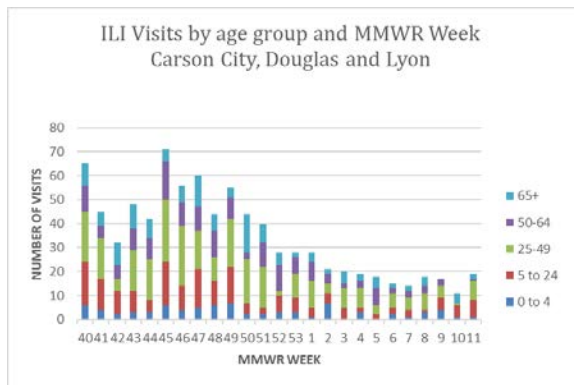


ESSENCE

Detection Level

Green

Number of actual visits was less than expected, based on past years.



2020-2021

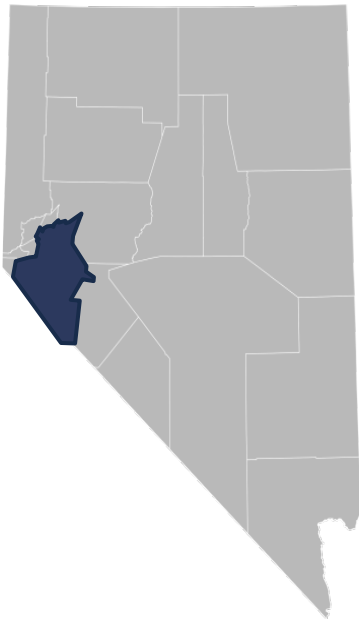
ILI Visit

Age Group Breakdown

0-4	9%
5-25	22%
25-40	34%
50-64	19%
65+	16%

Data collected in ESSENCE

Influenza Activity | 1



Current Week 11 (ending 03/20/21)

- **19** Influenza-like-illness (ILI) events reported among jurisdiction's emergency department visits: Decrease from last year
- **0** hospitalizations reported

Current Season Summary (09/27/20 – 03/20/21)

- **858** Influenza-like-illness (ILI) events reported among jurisdiction's emergency department visits: Decrease from last year
- **1** reported hospitalizations within the jurisdiction

Last Season Summary (Week 40-11)

- **4610** Influenza-like-illness (ILI) events reported among jurisdiction's emergency department visits
- **59** reported hospitalizations within the jurisdiction

ILI is defined as fever (temperature of 100°F [37.8°C] or greater) and a cough and/or a sore throat without a known cause other than influenza.