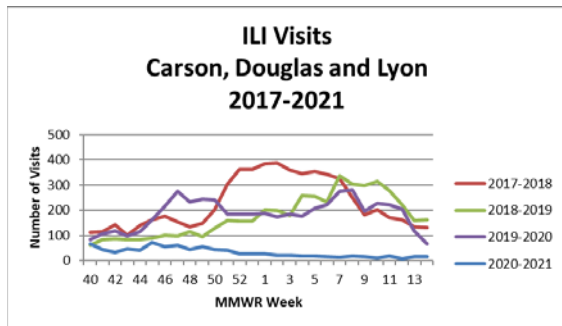


Influenza Activity

2020-2021 Season

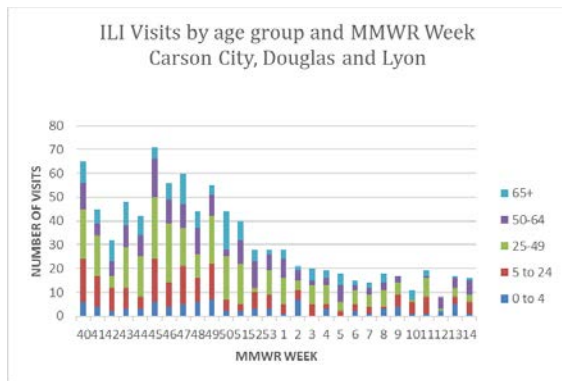


ESSENCE

Detection Level

Green

Number of actual visits was less than expected, based on past years.



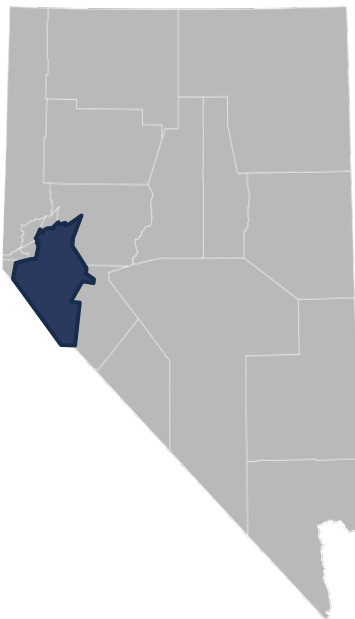
2020-2021

ILI Visit

Age Group Breakdown

0-4	10%
5-25	21%
25-40	33%
50-64	20%
65+	16%

Data collected in ESSENCE



Influenza Activity | 1

Current Week 14 (ending 04/10/21)

- **16** Influenza-like-illness (ILI) events reported among jurisdiction's emergency department visits: Decrease from last year
- **0** hospitalizations reported

Current Season Summary (09/27/20 – 04/10/21)

- **899** Influenza-like-illness (ILI) events reported among jurisdiction's emergency department visits: Decrease from last year
- **1** reported hospitalizations within the jurisdiction

Last Season Summary (Week 40-14)

- **5181** Influenza-like-illness (ILI) events reported among jurisdiction's emergency department visits
- **59** reported hospitalizations within the jurisdiction

ILI is defined as fever (temperature of 100°F [37.8°C] or greater) and a cough and/or a sore throat without a known cause other than influenza.