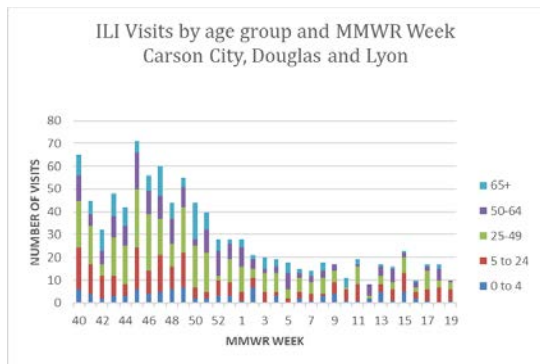
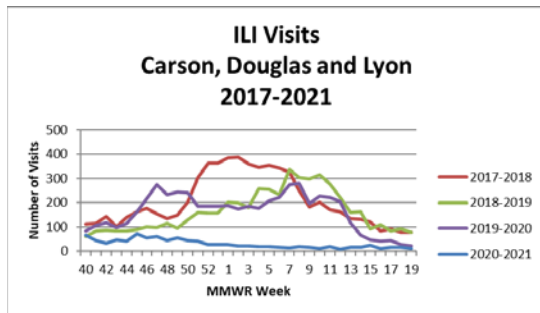


Influenza Activity

2020-2021 Season

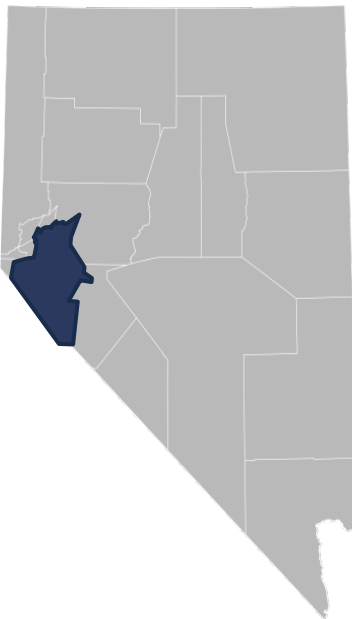


Data collected in ESSENCE

ESSENCE
Detection Level
Green
Number of actual visits was less than expected, based on past years.

2020-2021
ILI Visit
Age Group Breakdown

0-4	10%
5-25	23%
25-40	33%
50-64	19%
65+	15%



Influenza Activity | 1

Current Week 17 (ending 05/15/21)

- **10** Influenza-like-illness (ILI) events reported among jurisdiction's emergency department visits: Decrease from last year
- **1** hospitalizations reported

Current Season Summary (09/27/20 – 05/15/21)

- **976** Influenza-like-illness (ILI) events reported among jurisdiction's emergency department visits: Decrease from last year
- **2** reported hospitalizations within the jurisdiction

Last Season Summary (Week 40-19)

- **5362** Influenza-like-illness (ILI) events reported among jurisdiction's emergency department visits
- **59** reported hospitalizations within the jurisdiction

ILI is defined as fever (temperature of 100°F [37.8°C] or greater) and a cough and/or a sore throat without a known cause other than influenza.