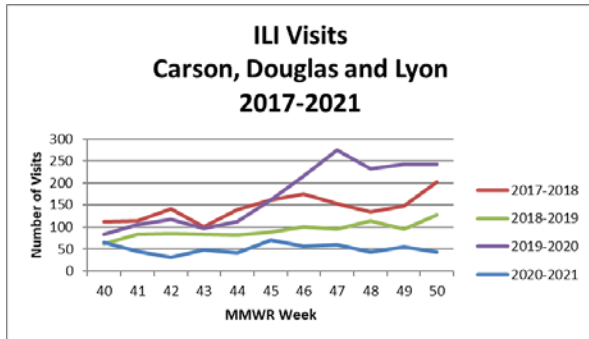


# Influenza Activity

2020-2021 Season

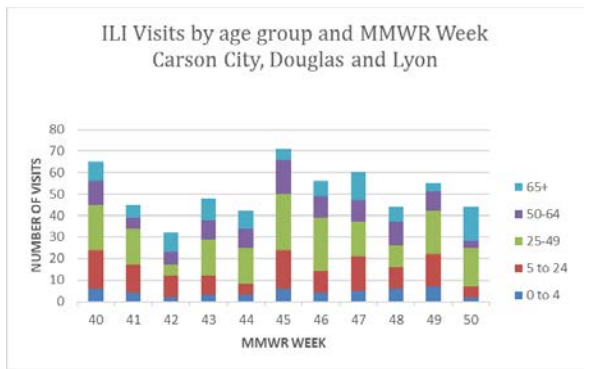


**ESSENCE**

Detection Level

**Green**

*Number of actual visits was less than expected, based on past years.*



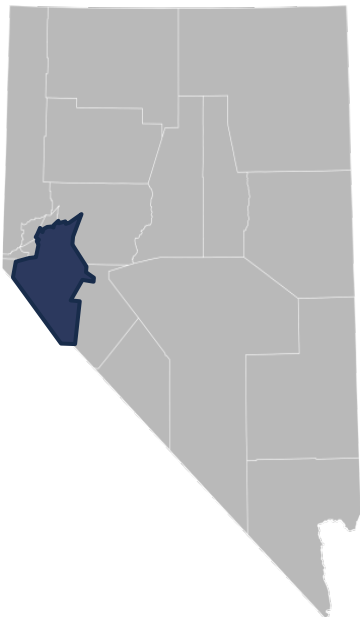
**2019-2019**

**ILI Visit**

**Age Group Breakdown**

0-4	8%
5-25	23%
25-40	34%
50-64	18%
65+	17%

Data collected in ESSENCE



Influenza Activity | 1

## Current Week 50 (ending 12/12/20)

- **44** Influenza-like-illness (ILI) events reported among jurisdiction's emergency department visits: Decrease from last year
- **0** hospitalizations reported

## Current Season Summary (09/27/19 – 12/12/20)

- **562** Influenza-like-illness (ILI) events reported among jurisdiction's emergency department visits: Decrease from last year
- **1** reported hospitalizations within the jurisdiction

## Last Season Summary (Week 40-50)

- **1886** Influenza-like-illness (ILI) events reported among jurisdiction's emergency department visits
- **21** reported hospitalizations within the jurisdiction

ILI is defined as fever (temperature of 100°F [37.8°C] or greater) and a cough and/or a sore throat without a known cause other than influenza.