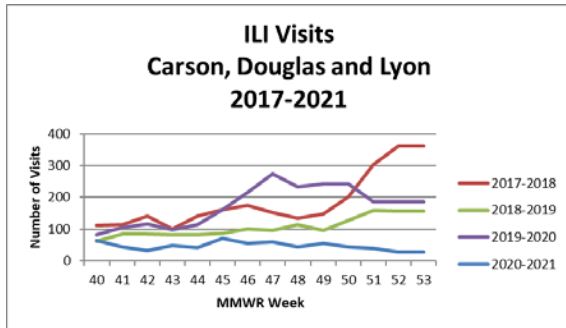


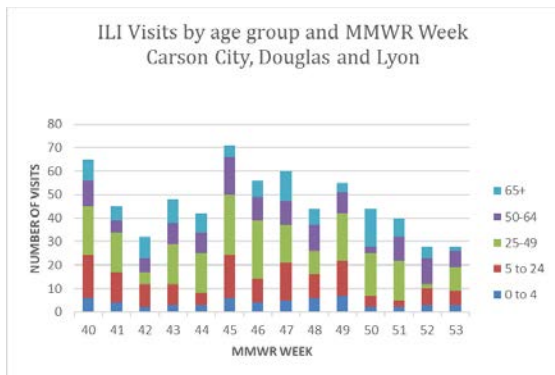
Influenza Activity

2020-2021 Season



ESSENCE
Detection Level
Green

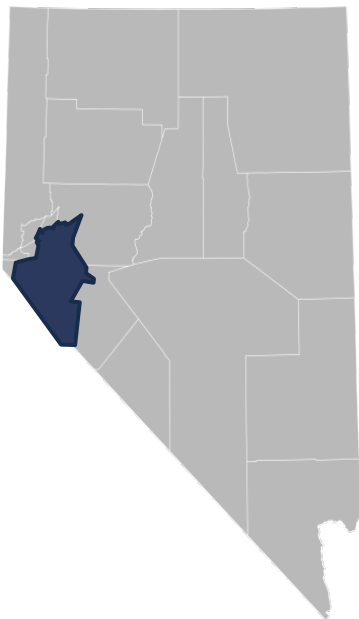
Number of actual visits was less than expected, based on past years.



2020-2021
ILI Visit
Age Group Breakdown

0-4	8%
5-25	23%
25-40	34%
50-64	19%
65+	17%

Data collected in ESSENCE



Influenza Activity | 1

Current Week 53 (ending 01/2/21)

- 28 Influenza-like-illness (ILI) events reported among jurisdiction's emergency department visits: Decrease from last year
- 0 hospitalizations reported

Current Season Summary (09/27/19 - 1/2/21)

- 630 Influenza-like-illness (ILI) events reported among jurisdiction's emergency department visits: Decrease from last year
- 1 reported hospitalizations within the jurisdiction

Last Season Summary (Week 40-52)(There was no week 53 last year)

- 2257 Influenza-like-illness (ILI) events reported among jurisdiction's emergency department visits
- 21 reported hospitalizations within the jurisdiction

ILI is defined as fever (temperature of 100°F [37.8°C] or greater) and a cough and/or a sore throat without a known cause other than influenza.