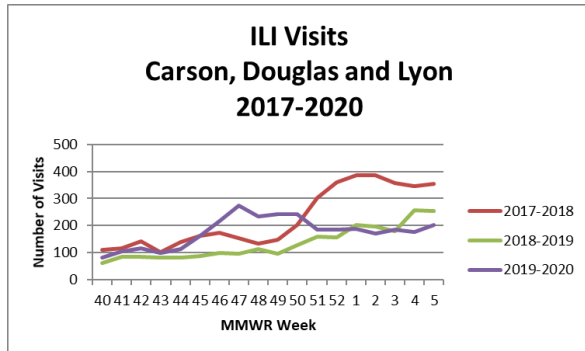


# Influenza Activity

2019-2020 Season

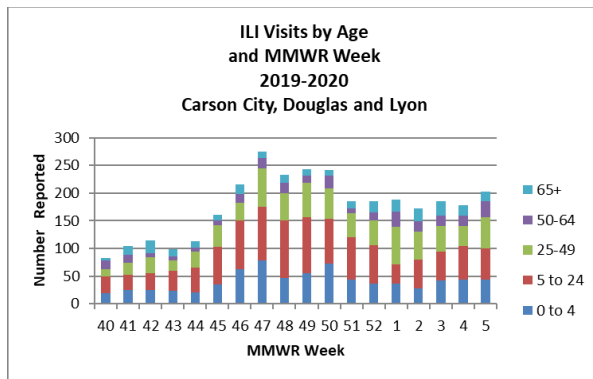


**ESSENCE**

Detection Level

Yellow

*Number of actual visits was less than expected, based on past years.*



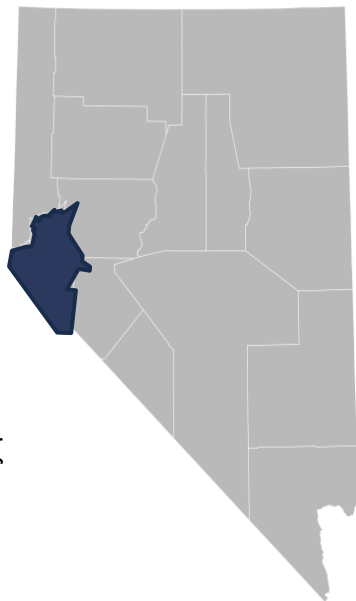
**2019-2019**

**ILI Visit**

**Age Group Breakdown**

0-4	23%
5-25	35%
25-40	24%
50-64	9%
65+	9%

Data collected in ESSENCE and CCHHS access database



Influenza Activity | 1

## Current Week 05 (ending 02/01/20)

- 203 Influenza-like-illness (ILI) events reported among jurisdiction's emergency department visits: decrease from last year
- 2 hospitalizations reported

## Current Season Summary (09/29/19 - 02/01/20)

- 3182 Influenza-like-illness (ILI) events reported among jurisdiction's emergency department visits: Increase from last year
- 38 reported hospitalizations within the jurisdiction

## Last Season Summary (Week 40-05)

- 2423 Influenza-like-illness (ILI) events reported among jurisdiction's emergency department visits
- 34 reported hospitalizations within the jurisdiction

ILI is defined as fever (temperature of 100°F [37.8°C] or greater) and a cough and/or a sore throat without a known cause other than influenza.