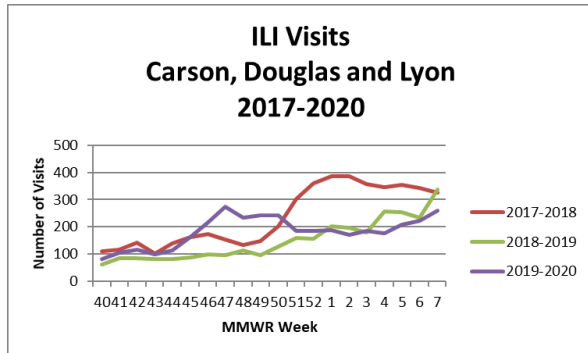


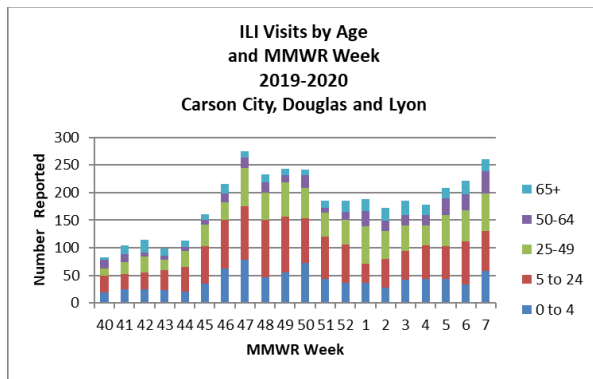
Influenza Activity

2019-2020 Season



ESSENCE
Detection Level
Yellow

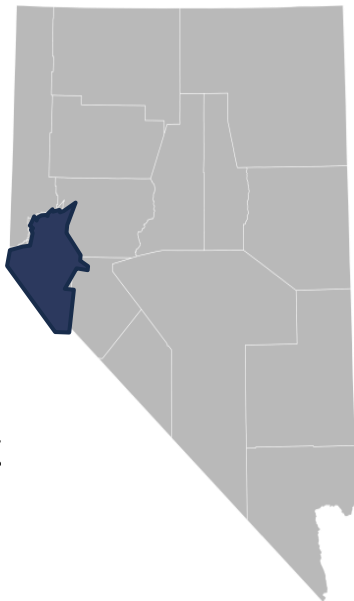
Number of actual visits was less than expected, based on past years.



2019-2019
ILI Visit
Age Group Breakdown

0-4	23%
5-25	34%
25-40	24%
50-64	9%
65+	9%

Data collected in ESSENCE and CCHHS access database



Current Week 07 (ending 02/15/20)

- **260** Influenza-like-illness (ILI) events reported among jurisdiction's emergency department visits: decrease from last year
- **0** hospitalizations reported

Current Season Summary (09/29/19 - 02/15/20)

- **3668** Influenza-like-illness (ILI) events reported among jurisdiction's emergency department visits: decrease from last year
- **38** reported hospitalizations within the jurisdiction

Last Season Summary 2018-2019 (Week 40-07)

- **2992** Influenza-like-illness (ILI) events reported among jurisdiction's emergency department visits
- **42** reported hospitalizations within the jurisdiction

Influenza Activity | 1

ILI is defined as fever (temperature of 100°F [37.8°C] or greater) and a cough and/or a sore throat without a known cause other than influenza.