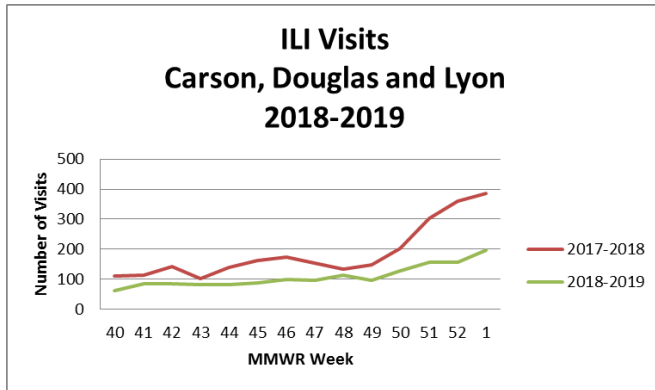


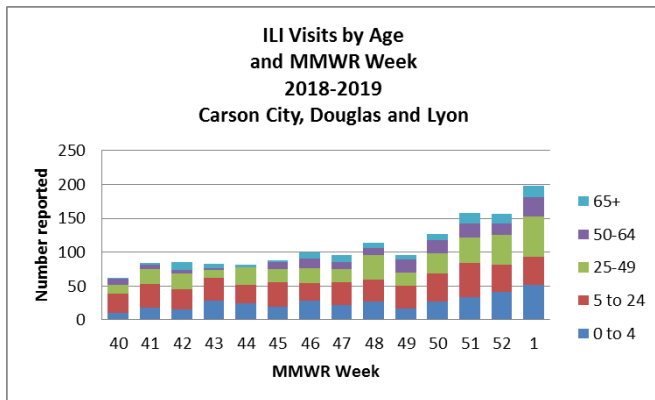
Influenza Activity

2018-2019 Season



ESSENCE
Detection Level
Red

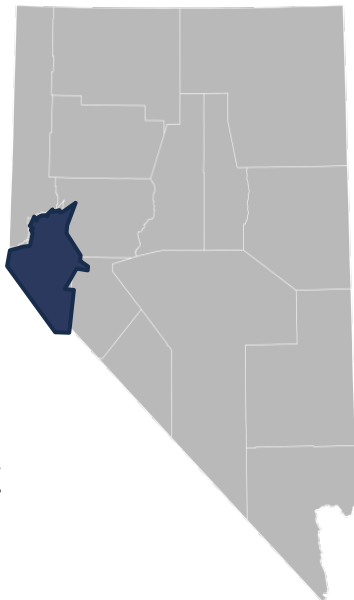
Number of actual visits increased over expected, based on previous years.



2019-2019
ILI Visits
Age Group Breakdown

0-4	24%
5-25	32%
25-40	25%
50-64	11%
65+	8%

Data collected in NBS system. ESSENCE and CCHHS access database



Current Week 01 (ending 01/05/19)

- 196 Influenza-like-illness (ILI) events reported among jurisdiction's emergency department visits: Decrease from last year
- 5 hospitalizations reported

Current Season Summary (09/30/18 - 01/05/19)

- 1526 Influenza-like-illness (ILI) events reported among jurisdiction's emergency department visits: Decrease from last year
- 10 reported hospitalizations within the jurisdiction

Last Season Summary (Week 40-01)

- 2632 Influenza-like-illness (ILI) events reported among jurisdiction's emergency department visits
- 80 reported hospitalizations within the jurisdiction

ILI is defined as fever (temperature of 100°F [37.8°C] or greater) and a cough and/or a sore throat without a known cause other than influenza.