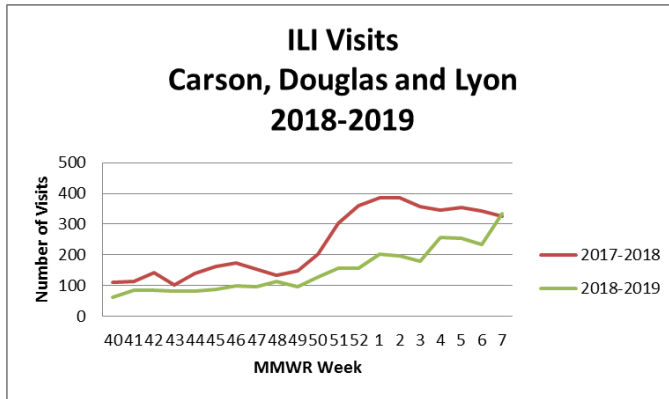


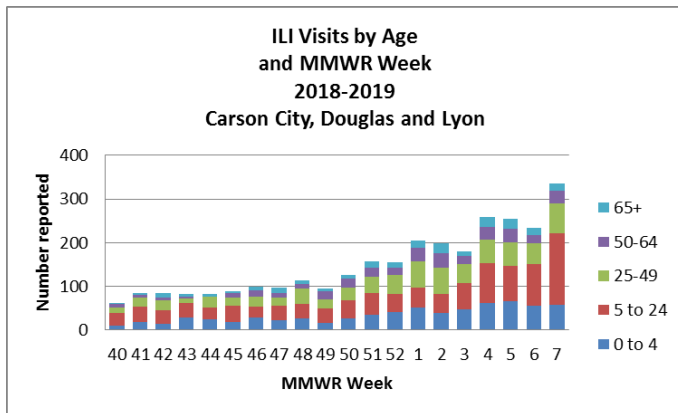
Influenza Activity

2018-2019 Season



ESSENCE
Detection Level
Red

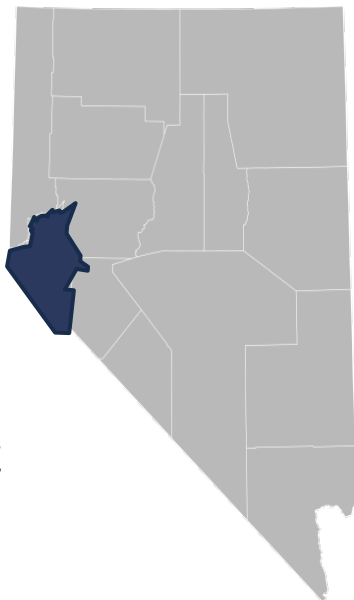
Number of actual visits increased over expected, based on previous years.



2019-2019
ILI Visits
Age Group Breakdown

0-4	23%
5-24	34%
25-49	24%
50-64	11%
65+	8%

Data collected in NBS system. ESSENCE and CCHHS access database



Influenza Activity | 1

Current Week 07 (ending 02/16/19)

- 335 Influenza-like-illness (ILI) events reported among jurisdiction's emergency department visits: Decrease from last year
- 0 hospitalizations reported

Current Season Summary (09/30/18 - 02/16/19)

- 2991 Influenza-like-illness (ILI) events reported among jurisdiction's emergency department visits: Decrease from last year
- 40 reported hospitalizations within the jurisdiction

Last Season Summary (Week 40-06)

- 4745 Influenza-like-illness (ILI) events reported among jurisdiction's emergency department visits
- 130 reported hospitalizations within the jurisdiction

ILI is defined as fever (temperature of 100°F [37.8°C] or greater) and a cough and/or a sore throat without a known cause other than influenza.