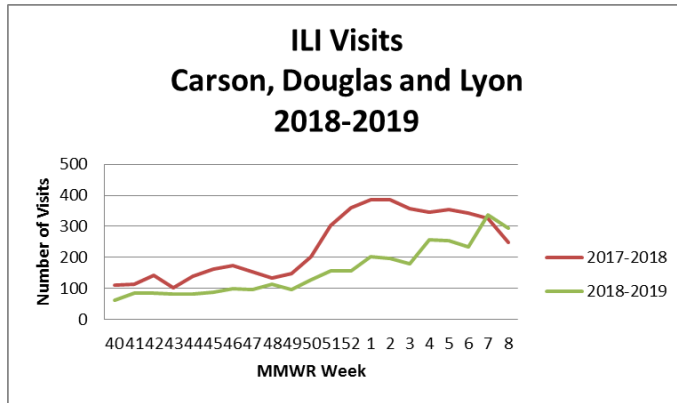
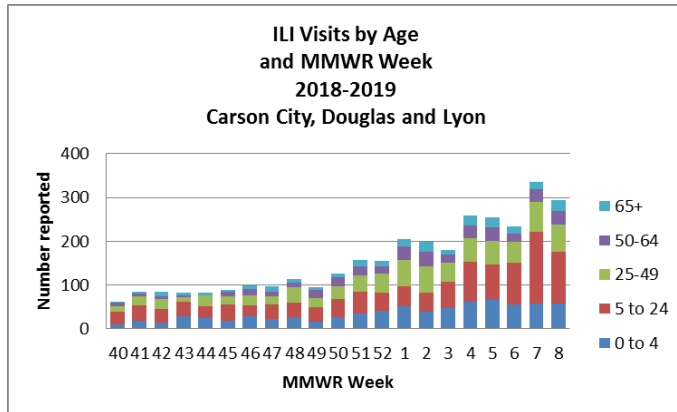


Influenza Activity

2018-2019 Season



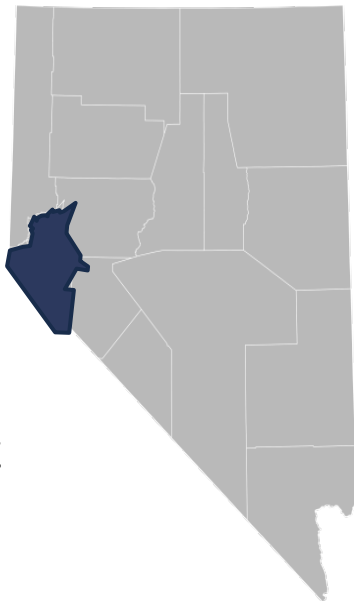
ESSENCE
Detection Level
Red
Number of actual visits increased over expected, based on previous years.



**2019-2019
ILI Visits
Age Group Breakdown**

0-4	23%
5-24	35%
25-49	23%
50-64	11%
65+	8%

Data collected in NBS system. ESSENCE and CCHHS access database



Current Week 08 (ending 02/23/19)

- 295 Influenza-like-illness (ILI) events reported among jurisdiction's emergency department visits: Decrease from last year
- 2 hospitalizations reported

Current Season Summary (09/30/18 - 02/23/19)

- 3287 Influenza-like-illness (ILI) events reported among jurisdiction's emergency department visits: Decrease from last year
- 47 reported hospitalizations within the jurisdiction

Last Season Summary (Week 40-06)

- 4994 Influenza-like-illness (ILI) events reported among jurisdiction's emergency department visits
- 132 reported hospitalizations within the jurisdiction

ILI is defined as fever (temperature of 100°F [37.8°C] or greater) and a cough and/or a sore throat without a known cause other than influenza.