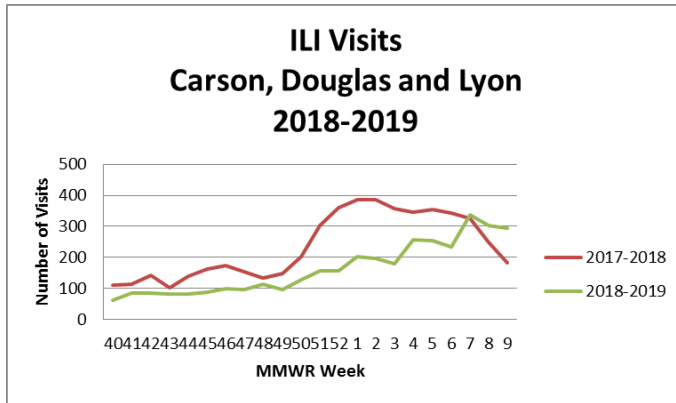
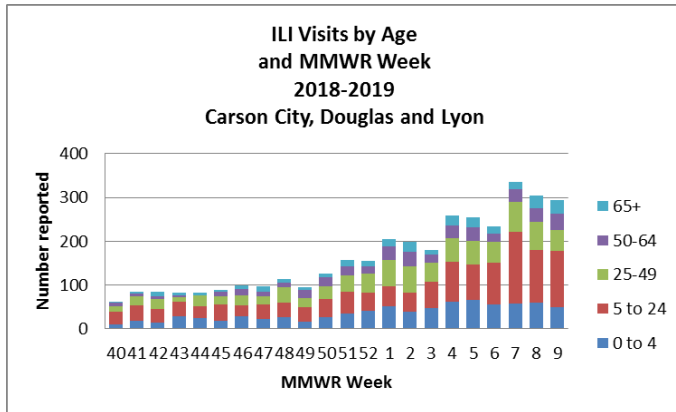


Influenza Activity

2018-2019 Season



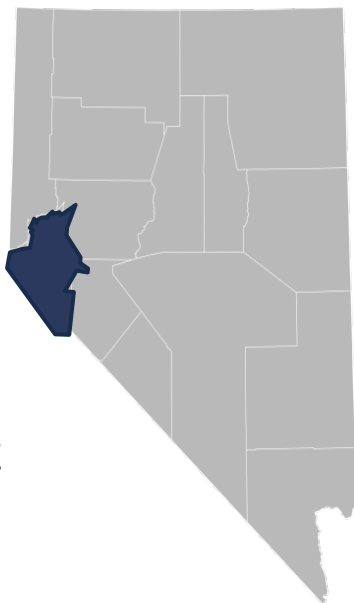
ESSENCE
Detection Level
Red
Number of actual visits increased over expected, based on previous years.



**2019-2019
ILI Visits
Age Group Breakdown**

0-4	22%
5-24	36%
25-49	23%
50-64	11%
65+	8%

Data collected in NBS system. ESSENCE and CCHHS access database



Current Week 10 (ending 03/09/19)

- **313** Influenza-like-illness (ILI) events reported among jurisdiction's emergency department visits: Decrease from last year
- **0** hospitalizations reported

Current Season Summary (09/30/18 - 03/09/19)

- **3904** Influenza-like-illness (ILI) events reported among jurisdiction's emergency department visits: Decrease from last year
- **47** reported hospitalizations within the jurisdiction

Last Season Summary (Week 40-10)

- **5376** Influenza-like-illness (ILI) events reported among jurisdiction's emergency department visits
- **138** reported hospitalizations within the jurisdiction

ILI is defined as fever (temperature of 100°F [37.8°C] or greater) and a cough and/or a sore throat without a known cause other than influenza.