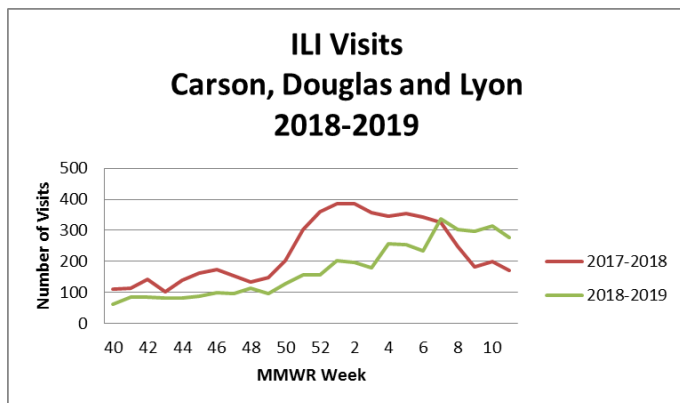
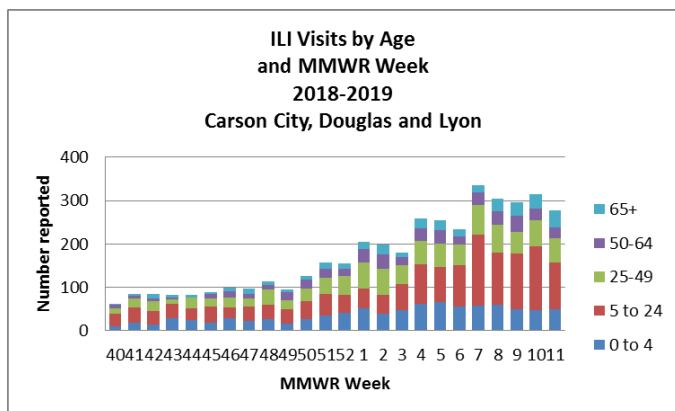


Influenza Activity

2018-2019 Season



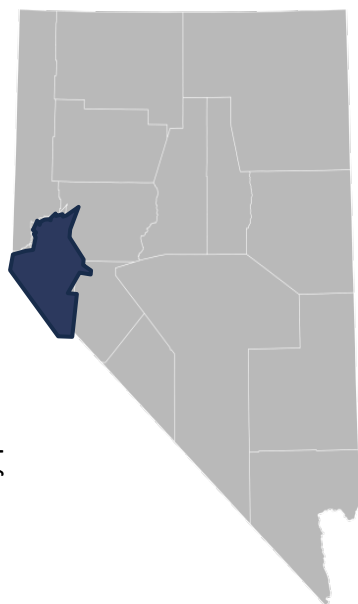
ESSENCE
Detection Level
Red
Number of actual visits increased over expected, based on previous years.



**2019-2019
ILI Visits
Age Group Breakdown**

0-4	21%
5-24	37%
25-49	22%
50-64	11%
65+	9%

Data collected in NBS system. ESSENCE and CCHHS access database



Current Week 11 (ending 03/16/19)

- 278 Influenza-like-illness (ILI) events reported among jurisdiction's emergency department visits: Increase from last year
- 0 hospitalizations reported

Current Season Summary (09/30/18 - 03/16/19)

- 4185 Influenza-like-illness (ILI) events reported among jurisdiction's emergency department visits: Decrease from last year
- 51 reported hospitalizations within the jurisdiction

Last Season Summary (Week 40-11)

- 5547 Influenza-like-illness (ILI) events reported among jurisdiction's emergency department visits
- 140 reported hospitalizations within the jurisdiction

Influenza Activity | 1

ILI is defined as fever (temperature of 100°F [37.8°C] or greater) and a cough and/or a sore throat without a known cause other than influenza.