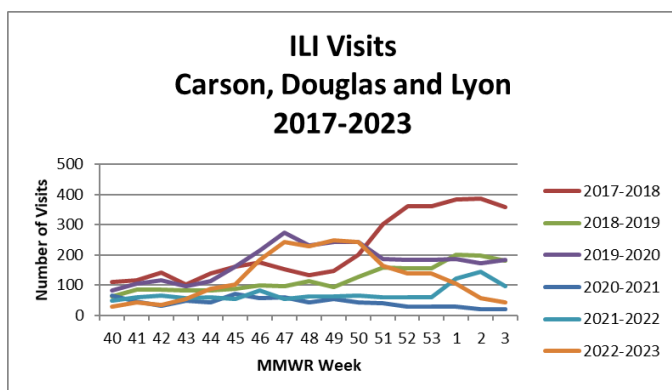
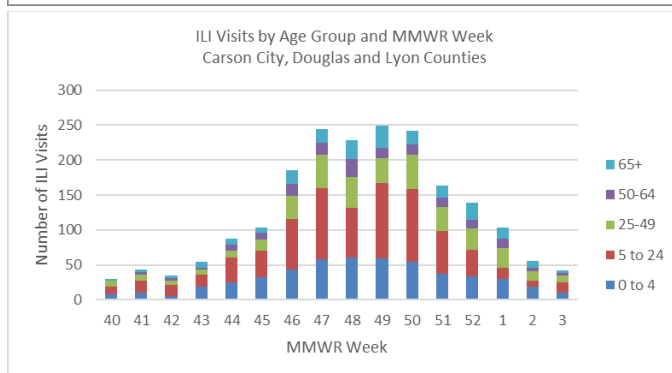


# Influenza Activity

2022-2023 Season



**ESSENCE**  
**Detection Level**  
Green  
 Number of actual visits was in normal limits, based on past years.

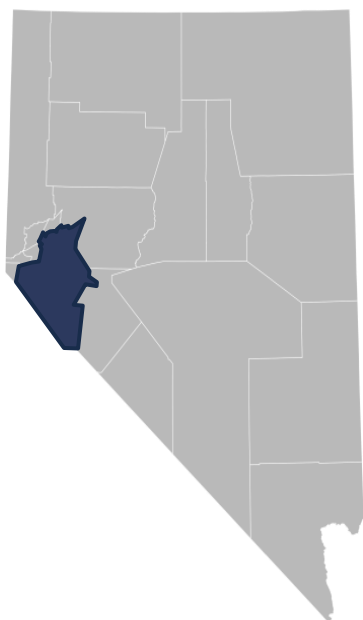


**2022 - 2023**  
**ILI Visit**  
**Age Group Breakdown**

0-4	25%
5-24	37%
25-49	19%
50-64	8%
65+	11%

Data collected in ESSENCE

Influenza Activity | 1



## Current Week 03 (ending 01/21/23)

- 42 Influenza-like-illness (ILI) events reported among jurisdiction's emergency department visits: Decrease from last year
- 0 hospitalizations reported

## Current Season Summary (10/02/21 - 01/21/23)

- 2007 Influenza-like-illness (ILI) events reported among jurisdiction's emergency department visits: Decrease from last year
- 82 reported hospitalizations within the jurisdiction

## Last Season Summary (Week 40-03)

- 1159 Influenza-like-illness (ILI) events reported among jurisdiction's emergency department visits
- 5 reported hospitalizations within the jurisdiction

ILI is defined as fever (temperature of 100°F [37.8°C] or greater) and a cough and/or a sore throat