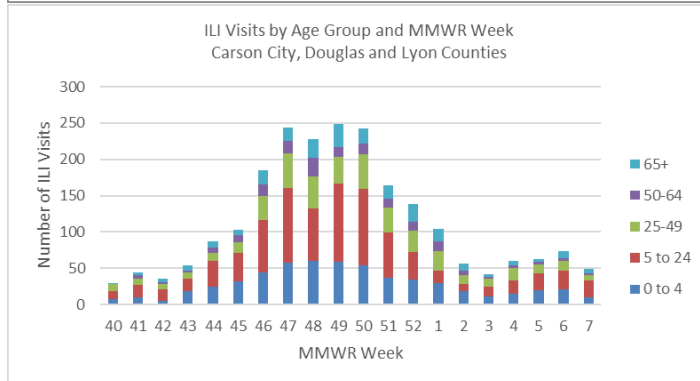
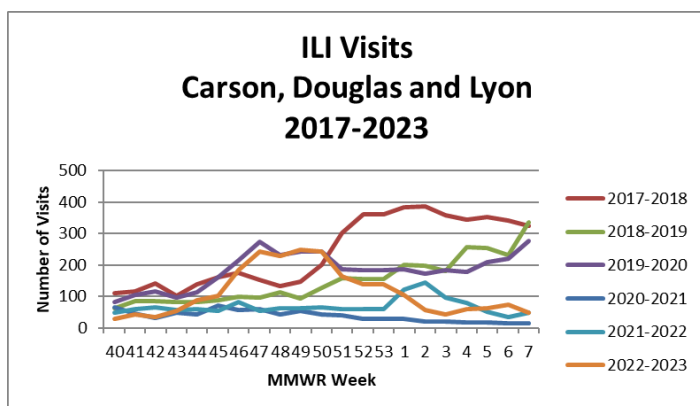


Influenza Activity

2022-2023 Season



ESSENCE

Detection Level

Green

Number of actual visits was in normal limits, based on past years.

2022 - 2023

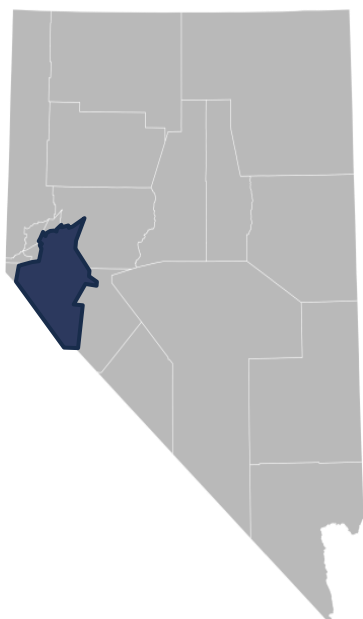
ILI Visit

Age Group Breakdown

0-4	25%
5-24	37%
25-49	19%
50-64	8%
65+	11%

Data collected in ESSENCE

Influenza Activity | 1



Current Week 07 (ending 02/18/23)

- 49 Influenza-like-illness (ILI) events reported among jurisdiction's emergency department visits: Decrease from last year
- 0 hospitalizations reported

Current Season Summary (10/02/21 - 02/18/23)

- 2251 Influenza-like-illness (ILI) events reported among jurisdiction's emergency department visits: Increase from last year
- 85 reported hospitalizations within the jurisdiction

Last Season Summary (Week 40-07)

- 1373 Influenza-like-illness (ILI) events reported among jurisdiction's emergency department visits
- 6 reported hospitalizations within the jurisdiction

ILI is defined as fever (temperature of 100°F [37.8°C] or greater) and a cough and/or a sore throat