



COVID-19 Surveillance Summary

Carson City

November 1 – 14, 2020

Quad-County Area Demographics

Across the Quad-County area (Carson City, Douglas, Lyon, and Storey Counties), there were 399 new COVID-19 cases in the two-week period from November 1 – 14, 2020. A plateau from the previous two-week period (October 25 – November 7, 2020). The average age across all counties was thirty-nine years old with a range of less than a year old to one-hundred years old. One hundred and sixty-five cases were female (41%) and two hundred and thirty-four cases were male (59%). Forty-two percent of cases identified their race as White, thirty percent were Unknown, twenty-five percent identified as “Other,” one percent identified as Asian, one percent identified as American Indian or Alaskan Native, and one percent identified as Native Hawaiian or Other Pacific Islander. Thirty-seven percent of cases identified their ethnicity as Non-Hispanic or Latino, thirty-three percent identified Hispanic or Latino, and thirty percent were unknown. There were four deaths across all counties during this two-week period. During the initial investigation, fifteen cases had been or were currently hospitalized. The largest percentages of cases by community were in Carson City (67%), Dayton (9%), Fernley (10%), Gardnerville (4%), and Minden (4%) (Table 1). Five cases reported tribal affiliation (2%).

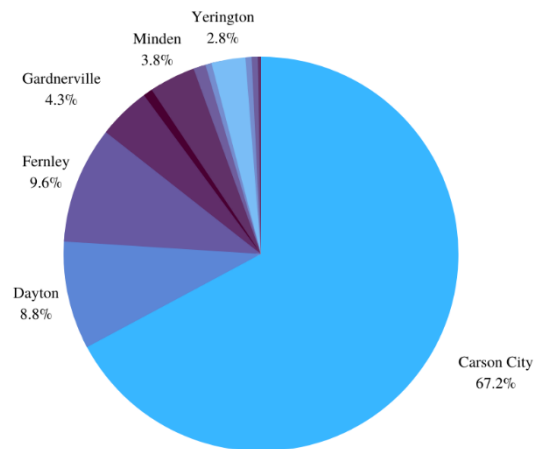


TABLE 1: COVID-19 CASES BY CITY

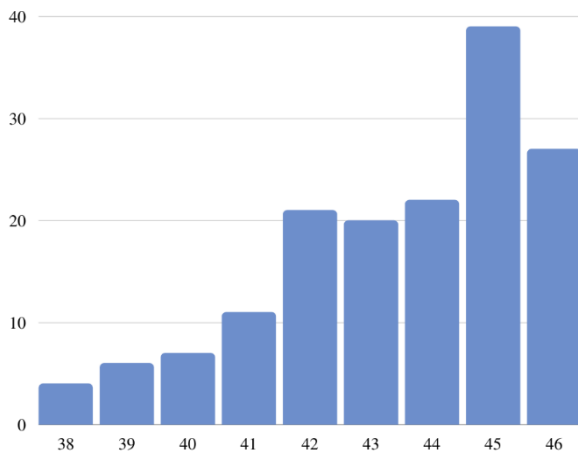


TABLE 2: COVID-19 POSITIVE STUDENTS BY MMWR WEEK

Quad-County Area Schools

The upward trajectory of Quad-County Area student cases slowed slightly due to efforts from both Carson City Health and Human Services and the school districts. (Table 2). There were seventy-seven students across the four counties from November 1 – 14, 2020 that tested positive for COVID-19. This is a twenty-six percent increase from the previous two-week period. Seventy-one percent of those students attend in-person classes at least part time. We continue to partner with the schools to exclude these students from school as well as collect accurate information about their close contacts and dates of attendance. All students and staff that attended

information about their close contacts and dates of attendance. All students and staff that attended

school while infectious (two days prior to the onset of symptoms or a positive test) are reported to the Nevada State Department of Health and Human Services in order to monitor school cases and track the spread of disease.

Quad-County Area Exposures

The exposure period is defined as fourteen days before the onset of symptoms or testing positive for COVID-19. Each exposure question is independent, meaning an individual can say yes to all or none of the documented exposures. Across all counties, the most prevalent exposures were contact with a confirmed COVID-19 case (66%), working or residing at a correctional facility (25%), going to a grocery or retail store (24%), and work in the healthcare field (19%). All exposures can be seen in the graph below (Table 3).

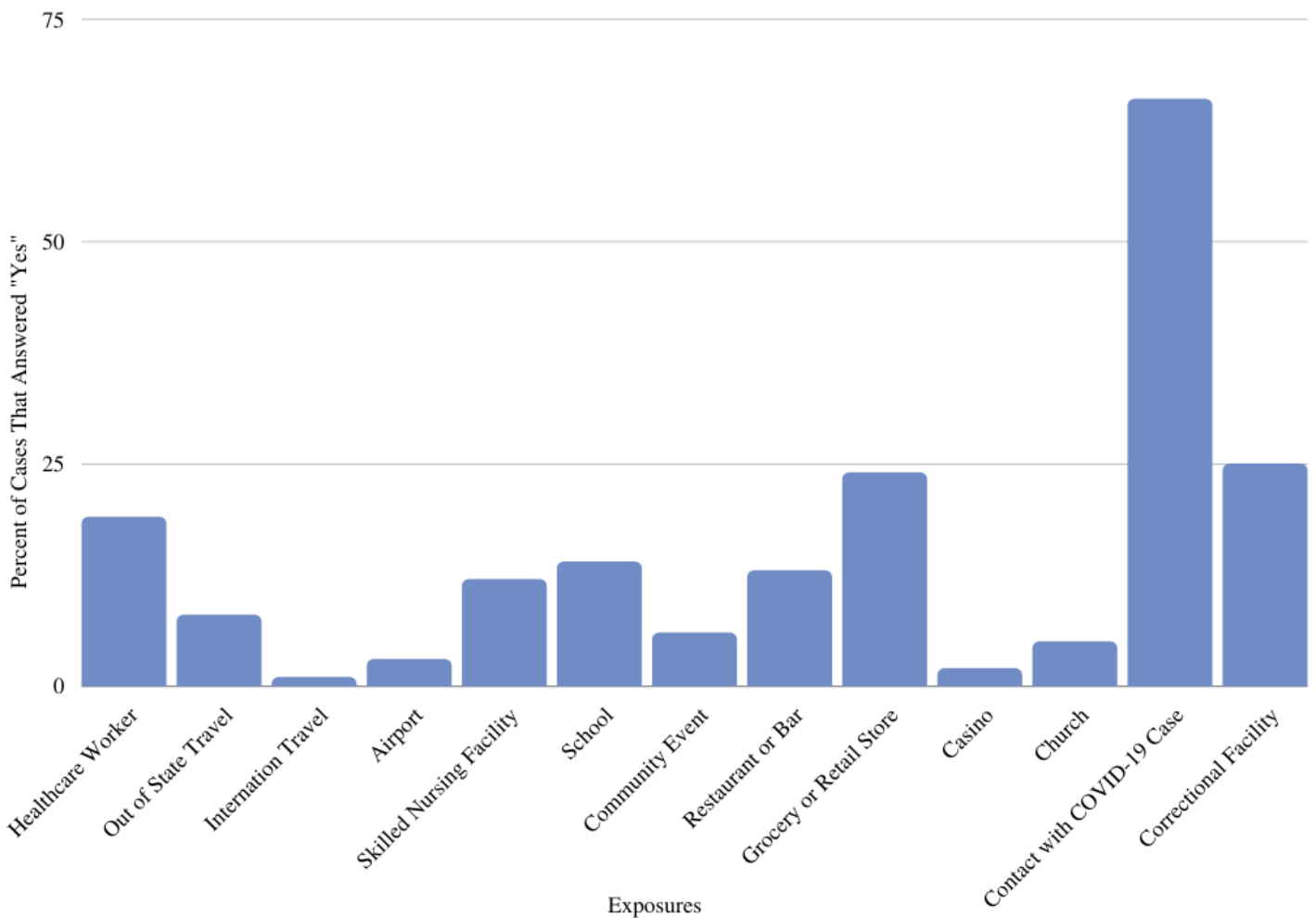


TABLE 3: QUAD-COUNTY EXPOSURES FOR NOVEMBER 1 - 14, 2020

Forty-two percent of cases throughout the quad-county area stated they are employed or were employed within the last month. Of those who were employed, fifty-nine percent said they went to work while symptomatic.

Carson City Demographics

From November 1 – 14, 2020, there were two hundred and fifty-nine new COVID-19 confirmed cases in Carson City County. This mirrors the case numbers from the previous two-week period (October 25 – November 7, 2020). The average age of Carson City County residents was forty-one years old. Gender distribution was largely uneven with eighty-three females and one hundred and seventy-five males. Thirty percent of cases identified their race as White, twenty-five percent identified as Other, forty-four percent were Unknown, and one percent identified as either American Indian, Asian, or Native Hawaiian. Thirty-one percent of cases identified their ethnicity as Hispanic or Latino/a, twenty-five percent identified as non-Hispanic or Latino/a, and forty-four percent were unknown. One hundred percent of county cases reside in Carson City. There were eight hospitalizations over the two-week period.

Carson City Outbreaks

There were several outbreaks in Carson City from November 1 – 14, 2020. There were three long-term care facilities that had outbreaks, accounting for thirteen percent of Carson City cases during this two-week period. The largest outbreak was within the department of corrections, accounting for thirty-nine percent of cases during this period. Carson City Health and Human Services partners with community facilities to help in disease investigation and reporting as well as developing mitigation strategies to help the facilities manage the increase of cases. In total, outbreak-related cases account for over half (52%) of the total cases in Carson City during this two-week period.

Carson City Exposures

Exposure data is independent, meaning a case can have no exposures or multiple exposures. Each question we ask in regard to the exposure is completely independent. The percentages indicate the number of people that said “yes” when asked questions about that specific exposure. The most common exposures among Carson City County cases from November 1 – 14, 2020 were contact with a known COVID-19 case (65%)¹, working or residing in a correctional facility (39%), going to a grocery or retail store (24%), working in a healthcare setting (19%), and attending or working at a school (14%) (Table 4). Thirty-three percent of Carson City residents reported being employed or employed within the previous month. Of those who were employed, sixty-three percent stated they went to work while symptomatic. Thirty-nine cases are currently enrolled students.

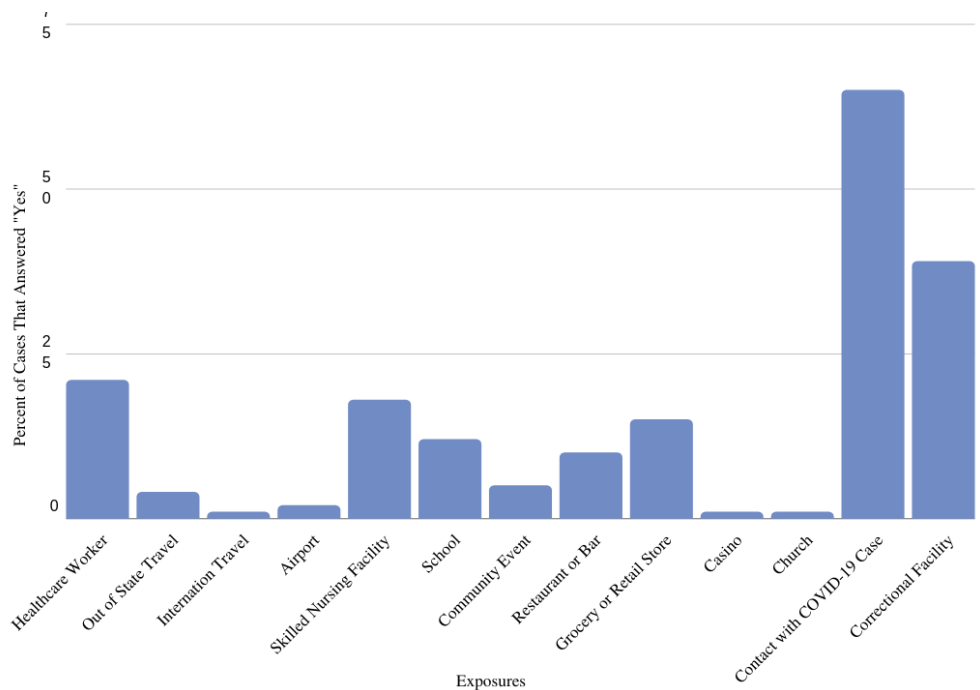


TABLE 4: CARSON CITY EXPOSURES FOR NOVEMBER 1 - 14, 2020

¹ Sixty-five percent of cases said “Yes” when asked if they had contact with a known COVID-19 case.