



COVID-19 Surveillance Summary

Carson City

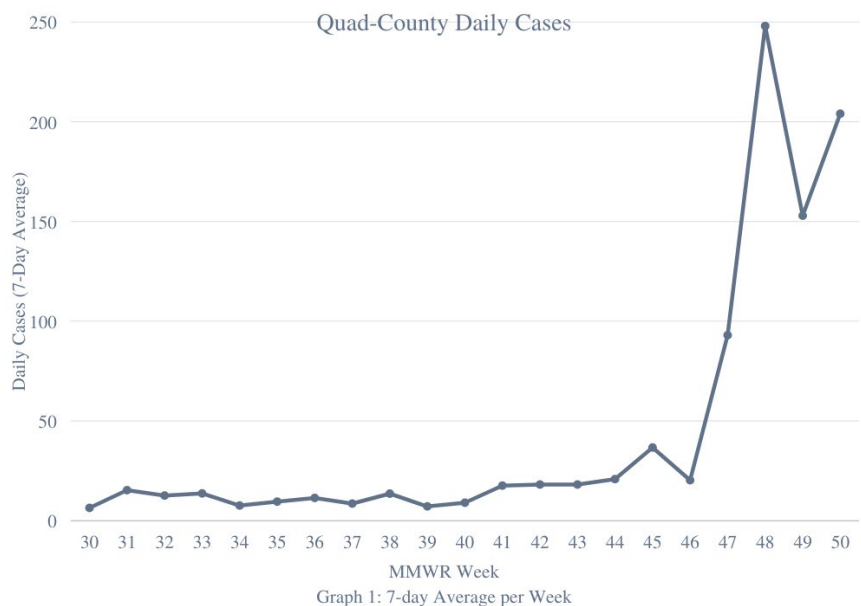
November 29 – December 12, 2020

Contact Tracing and Disease Investigation Update

Due to an exponential increase in laboratory-confirmed positive COVID-19 cases, Carson City Health and Human Services changed their case-reporting process on November 24, 2020. Previously, cases were not reported until an investigation was completed. The new process allows CCHHS to report all positive labs received as an active case. These individuals are then notified of their test result, told to remain home and isolate, and informed that a disease investigator will be following up with them. Disease investigators are working tirelessly to contact the reported cases to collect updated information on demographics, employment, school, close contacts, and exposure data. Due to this new process, much of the data that was previously available at the time of report has not yet been collected. Therefore, the information provided below is not representative of all the cases reported during this two-week period. However, the investigation team is focusing all efforts on priority cases including those related to outbreaks, students, first responders, facilities, and those most vulnerable per CDC and Nevada State guidance.

Quad-County Area Demographics

Across the Quad-County area (Carson City, Douglas, Lyon, and Storey Counties), there were 2,496 new COVID-19 cases in the two-week period from November 29 – December 12, 2020, an eleven percent decrease from the previous two-week period (November 22 – December 5, 2020). The daily cases reported, based on a seven-day average, over this two-week period was two hundred and four (Graph 1). This indicates that, on average, there have been two-hundred and four new cases each day throughout the Quad-County area.

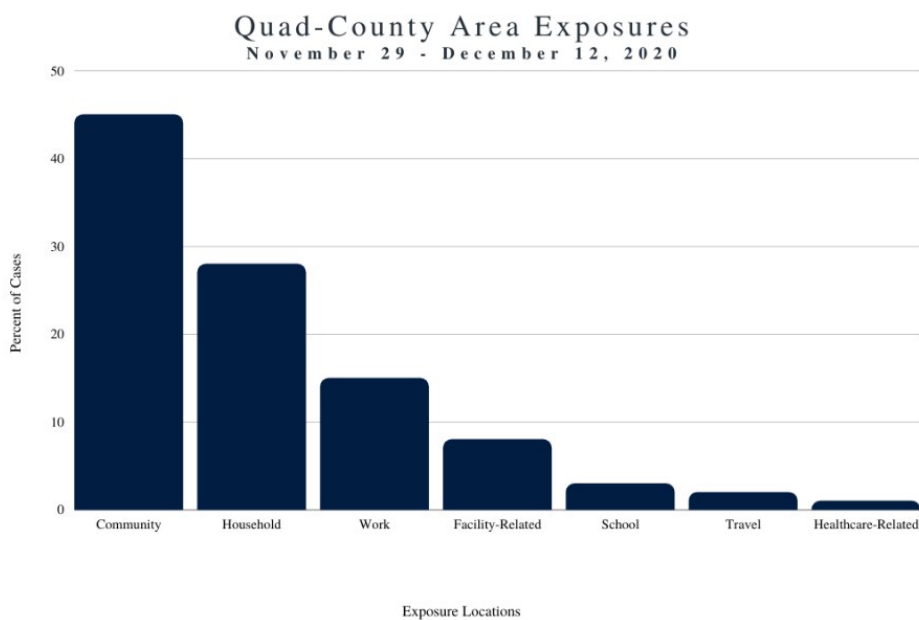


Because we receive labs with incomplete data, the following demographic data has a significant percentage of unknown or missing information. The average age across all counties was forty-seven years old with a range of less than a year old to one-hundred and twenty years old. Forty-two percent of cases were female, forty-six percent were male, and twelve percent were unknown. Of the cases that

reported their race, seventy-eight percent were reported as White, fifteen percent cases were reported as other, three percent were reported as American Indian, one percent were reported as Asian, and one percent were reported as Native Hawaiian or Pacific Islander. Two percent preferred not to identify their race. Eighty percent of cases were reported as Non-Hispanic or Latino/a, and twenty percent were reported as Hispanic or Latino. According to the Nevada Hospital Association, thirty-five percent of staffed hospital beds in the Quad-county were currently occupied due to confirmed COVID-19 cases as of December 11, 2020. There were twenty-one deaths across the four counties during this two-week period, the highest frequency since the beginning of the COVID-19 pandemic.

Quad-County Area Exposure

Following state approval, our investigation process now collects data more efficiently. We reduced the number of exposure questions and, instead, prioritize information based on clusters and outbreaks. There were outbreaks at three long-term care facility that resulted in a number of hospitalizations and deaths. We also reported 447 prison-related cases, accounting for eighteen percent of all cases reported during this two-week period. Of cases with complete information, the most common, known COVID-19 exposures (excluding prison-related cases) were community, household, worksite, and facility-related (Graph 2).



Graph 2: Case Exposure

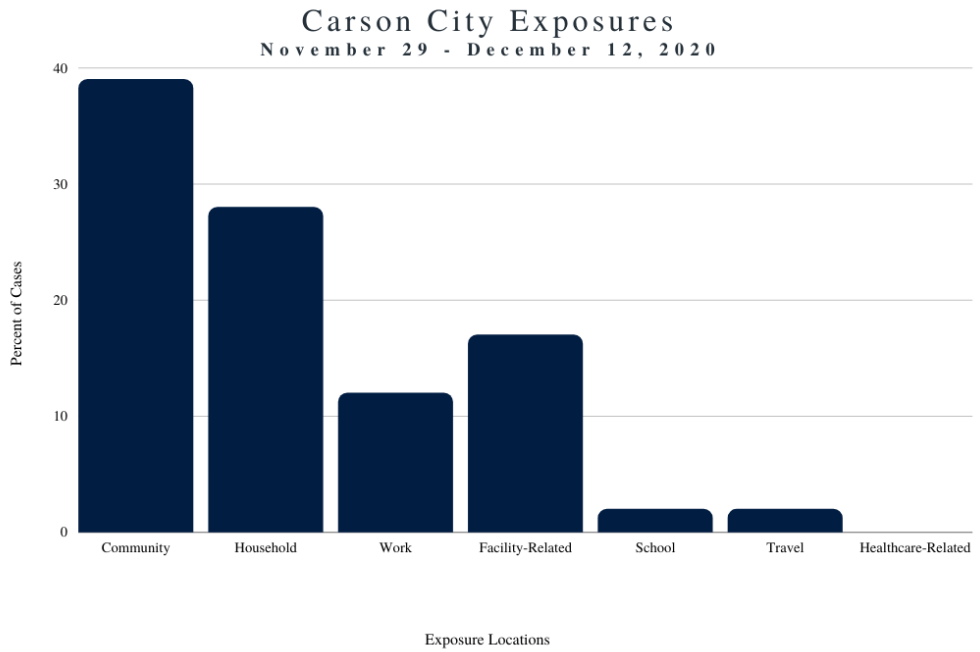
Excluding prison-related cases, approximately forty-five percent of known exposures were community-related which is defined as any event or activity with individuals outside of the household. This can be family gatherings, weddings, funerals, birthday parties, political events, or any other similar activity. Twenty-eight percent were household cases, indicating that the transmission occurred within the immediate household. Fifteen percent were work-related. Student cases continue

to increase across all counties. There were eighty-three student case investigations completed from November 29 – December 12, 2020.

Carson City Surveillance Summary

From November 29 – December 12, 2020 there were 1,362 confirmed cases reported in Carson City. This represents fifty-five percent of all Quad-County cases during this two-week period, which is a five percent increase from the previous two-week period. The daily cases reported, based on a seven-day average, over this two-week period was ninety-seven. This indicates that, on average, there have been ninety-seven new cases each day throughout Carson City. Forty-seven percent of cases were male, thirty-three percent of cases were female, and twenty percent were unknown. The average age of Carson City cases was forty-seven years old.

Ninety-nine percent of the prison-related cases were in Carson City. These cases account for thirty-three percent of county cases during this two-week period. Excluding prison-related cases, approximately thirty-nine percent of known exposures were community-related. Twenty-eight percent were from the household, and seventeen percent were facility related (Graph 3). Facilities include long-term care, nursing homes, rehabilitation centers, and any other live-in facility that provides medical support. Transmission trends are challenging to track or predict given the current upswing in cases and missing data. Due to this, Carson City Health and Human Services continues to promote messages regarding safe practices, social-distancing, and testing.



Graph 3: Case Exposure for Carson City