



COVID-19 Surveillance Summary

Douglas County

December 20, 2020 – January 2, 2021

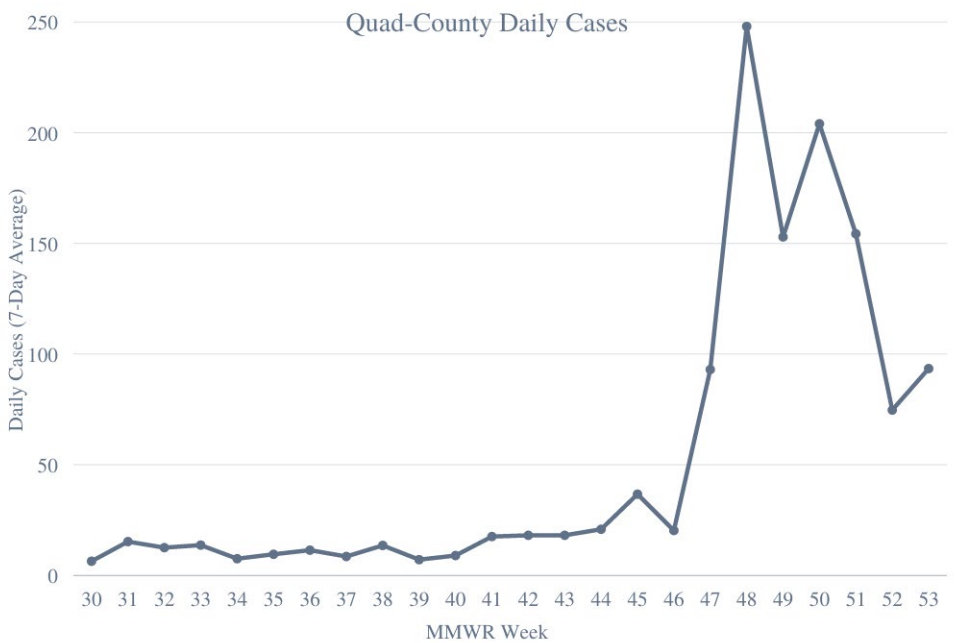
Contact Tracing and Disease Investigation Update

On January 6, 2021, Carson City Health and Human Services began the second phase of a new disease investigation process. We now initiate the survey during our positive notification. This allows our investigation team to notify individuals of their positive result as well as collect essential data for reporting within twenty-four hours. We continue to e-mail the cases the approved survey to collect more detailed information about exposure, symptoms, close contacts, and vaccinations.

We continue to send surveys to older cases to collect historic data to continue analyzing disease trends. The information reported here is based on preliminary laboratory findings and completed survey investigations and does not necessarily represent all cases during this two-week period.

Quad-County Area Demographics

Across the Quad-County area (Carson City, Douglas, Lyon, and Storey Counties), there were 1,177 new COVID-19 cases in the two-week period from December 20 – January 2, 2020, a forty-seven percent decrease from the previously reported two-week period. The daily cases reported, based on a seven-day average, over this two-week period was eighty-four (Graph 1). This indicates that, on average, there have been eighty-four new cases each day throughout the Quad-County area. This case decrease is due, in part, to a dramatic decrease in prison cases and a decrease in testing over the holidays.



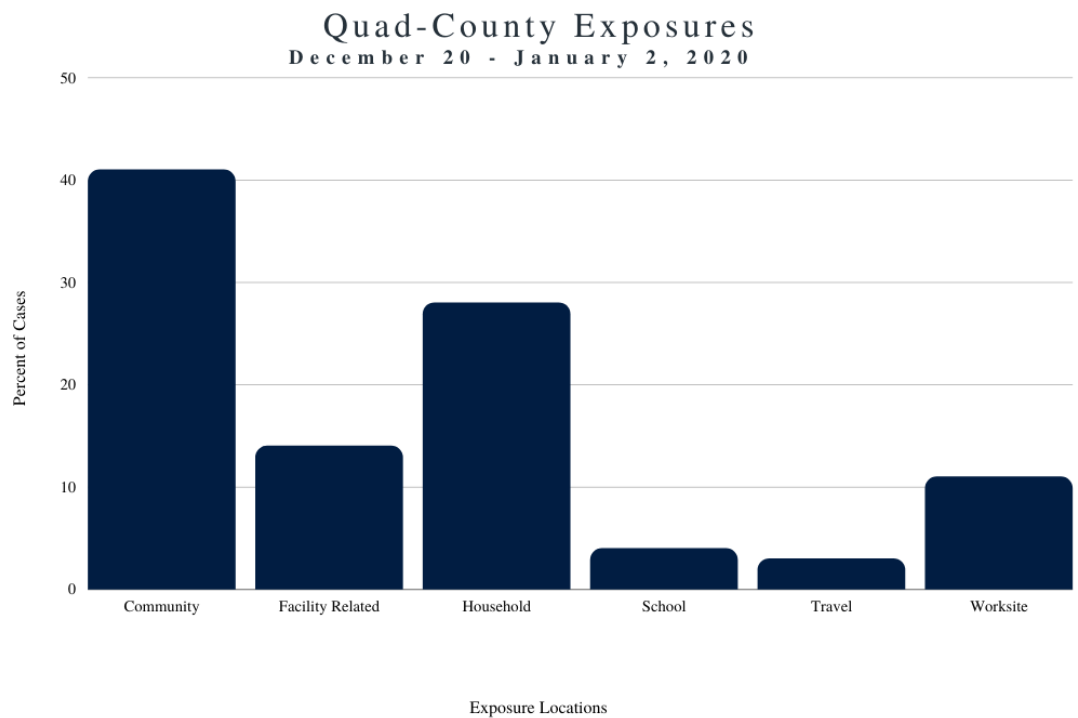
Graph 1: 7-day Average per Week

Because we receive labs with incomplete data and our survey data is on a delay, the following demographic data has a significant percentage of unknown or missing information. The average age across all counties was fifty years old with a range of less than a year old to one-hundred and one years old. Forty-nine percent of cases were female, forty-nine percent were male, and two percent were

unknown. Of the cases that reported their race, eighty-five percent were reported as White, eleven percent cases were reported as other, two percent were reported as American Indian, one percent were reported as Asian, and one percent were reported as Black or African American. Of those who reported their ethnicity, eighty percent reported as Non-Hispanic or Latino/a, and twenty percent reported as Hispanic or Latino/a. According to the Nevada Hospital Association, twenty-four percent of staffed hospital beds in the Quad-county were currently occupied due to confirmed COVID-19 cases as of December 30, 2020, a slight decrease from the previous week. There were twenty deaths across the four counties during this two-week period.

Quad-County Area Exposure

Following state approval, our investigation process now collects data more efficiently. We reduced the number of exposure questions and, instead, prioritize information based on clusters and outbreaks. There were outbreaks at four long-term care facility that resulted in a number of hospitalizations and deaths. We also reported 140 prison-related cases (including inmates, employees, and family of employees), accounting for twelve percent of all cases reported during this two-week period. Of cases with complete information, the most common, known COVID-19 exposures (excluding prison-related cases) were community, facility-related, and work (Graph 2).



Graph 2: Case Exposures

Excluding prison-related cases, approximately forty-one percent of known exposures were community-related which is defined as any event or activity with individuals outside of the household. This can be family gatherings, weddings, funerals, birthday parties, political events, or any other similar activity. Twenty-eight percent were household cases, indicating that the transmission occurred within the

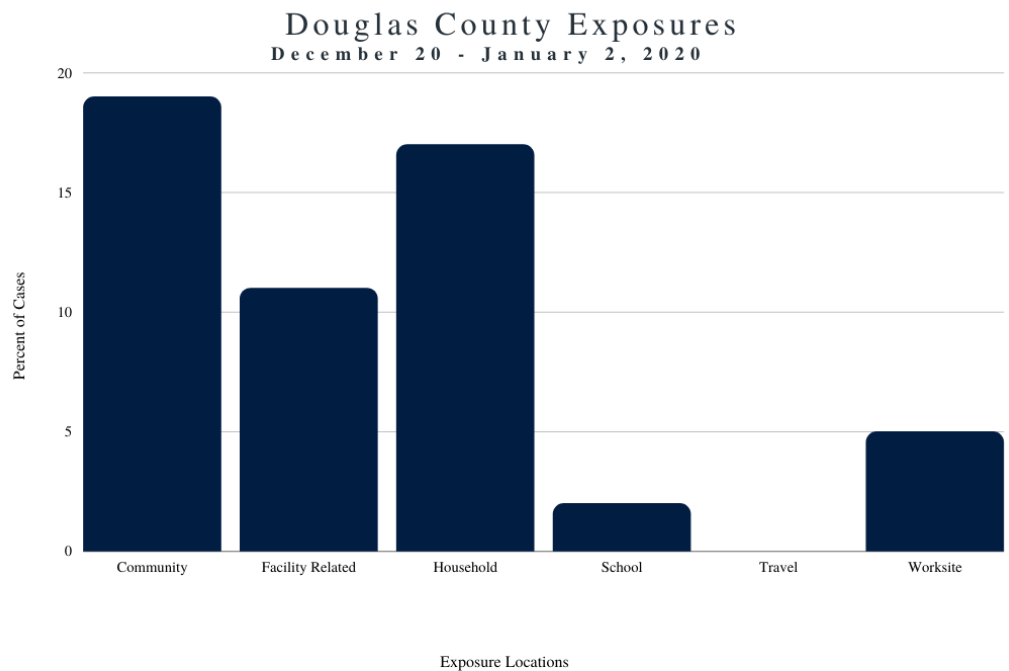
immediate household. Eleven percent were work-related. Fourteen percent of cases were related to long-term care or skilled nursing facilities. Student cases slowed during this period, presumptively due to winter break. There were twenty-six student case investigations completed from December 20 – January 2, 2020.

Douglas County Surveillance Summary

From December 20 – January 2, 2020 there were 299 confirmed cases reported in Douglas County. This represents approximately twenty-five percent of all Quad-County cases during this two-week period and is a thirty-seven percent decrease from the previous two-week period. The decrease is due predominantly to the decrease in testing over the two major holidays during this period. The daily cases reported, based on a seven-day average, over this two-week period was twenty-one. This indicates that, on average, there have been twenty-one new cases each day throughout Douglas County. Forty-eight percent of cases were male, fifty-one percent were female, and two percent were unknown. The average age of Douglas County cases was fifty-one years old. There were nine students that tested positive for COVID-19 during this two-week period. Our school biostatistician continues to work closely with Douglas County schools to help slow the spread and follow the most recent CDC and state guidance.

Excluding prison-related cases, approximately nineteen percent of known exposures were community-related. Seventeen percent were household related, and eleven percent were facility related. (Graph 3). Facility-related exposure includes both residents and employees of long term and skilled nursing facilities. Transmission trends are challenging to track or predict given the current upswing in cases

and missing data. Due to this, Carson City Health and Human Services continues to promote messages regarding safe practices, social-distancing, and testing.



Graph 3: Case Exposures