



## COVID-19 Surveillance Summary

### Lyon County

November 1 – 14, 2020

#### Quad-County Area Demographics

Across the Quad-County area (Carson City, Douglas, Lyon, and Storey Counties), there were 399 new COVID-19 cases in the two-week period from November 1 – 14, 2020. A plateau from the previous two-week period (October 25 – November 7, 2020). The average age across all counties was thirty-nine years old with a range of less than a year old to one-hundred years old. One hundred and sixty-five cases were female (41%) and two hundred and thirty-four cases were male (59%). Forty-two percent of cases identified their race as White, thirty percent were Unknown, twenty-five percent identified as “Other,” one percent identified as Asian, one percent identified as American Indian or Alaskan Native, and one percent identified as Native Hawaiian or Other Pacific Islander. Thirty-seven percent of cases identified their ethnicity as Non-Hispanic or Latino, thirty-three percent identified Hispanic or Latino, and thirty percent were unknown. There were four deaths across all counties during this two-week period. During the initial investigation, fifteen cases had been or were currently hospitalized. The largest percentages of cases by community were in Carson City (67%), Dayton (9%), Fernley (10%), Gardnerville (4%), and Minden (4%) (Table 1). Five cases reported tribal affiliation (2%).

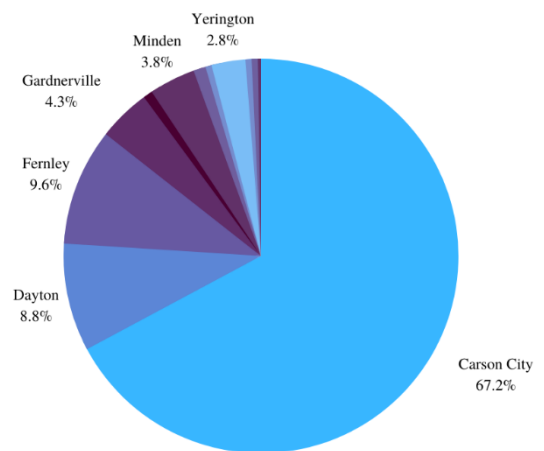


TABLE 1: COVID-19 CASES BY CITY

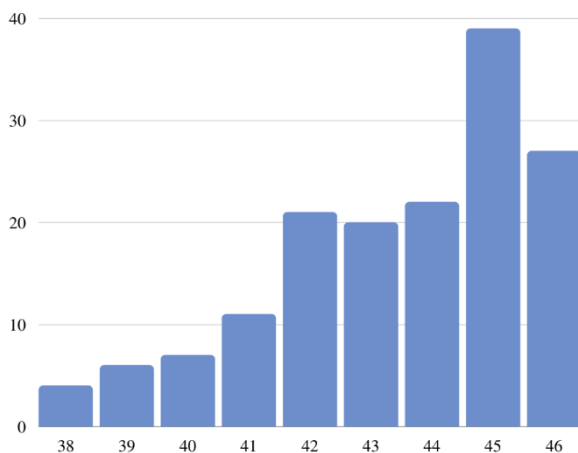


TABLE 2: COVID-19 POSITIVE STUDENTS BY MMWR WEEK

#### Quad-County Area Schools

The upward trajectory of Quad-County Area student cases slowed slightly due to efforts from both Carson City Health and Human Services and the school districts. (Table 2). There were seventy-seven students across the four counties from November 1 – 14, 2020 that tested positive for COVID-19. This is a twenty-six percent increase from the previous two-week period. Seventy-one percent of those students attend in-person classes at least part time. We continue to partner with the schools to exclude these students from school as well as collect accurate information about their close contacts and dates of attendance. All students and staff that attended

information about their close contacts and dates of attendance. All students and staff that attended

school while infectious (two days prior to the onset of symptoms or a positive test) are reported to the Nevada State Department of Health and Human Services in order to monitor school cases and track the spread of disease.

### Quad-County Area Exposures

The exposure period is defined as fourteen days before the onset of symptoms or testing positive for COVID-19. Each exposure question is independent, meaning an individual can say yes to all or none of the documented exposures. Across all counties, the most prevalent exposures were contact with a confirmed COVID-19 case (66%), working or residing at a correctional facility (25%), going to a grocery or retail store (24%), and work in the healthcare field (19%). All exposures can be seen in the graph below (Table 3).

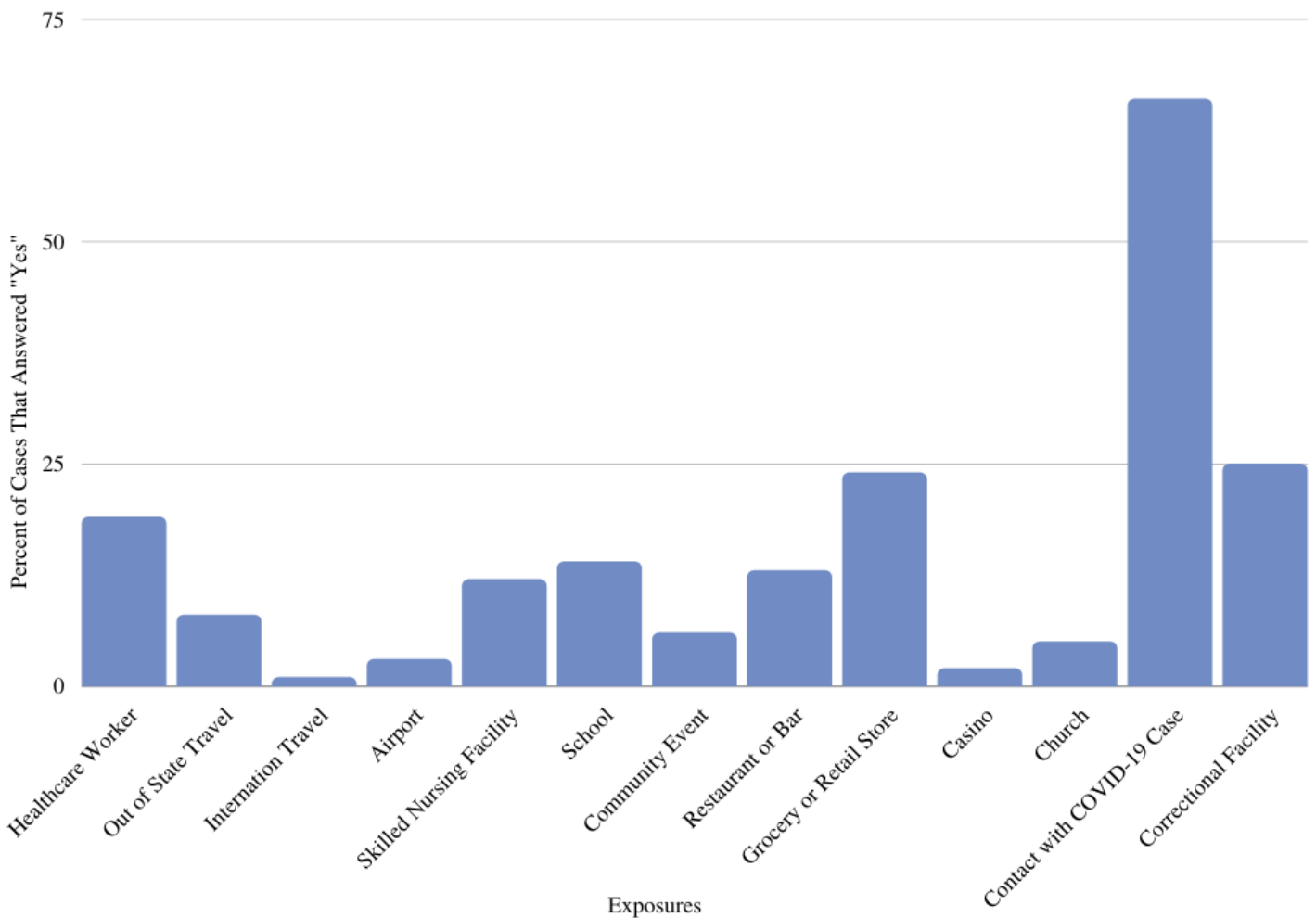


TABLE 3: QUAD-COUNTY EXPOSURES FOR NOVEMBER 1 - 14, 2020

Forty-two percent of cases throughout the quad-county area stated they are employed or were employed within the last month. Of those who were employed, fifty-nine percent said they went to work while symptomatic.

## Lyon County Demographics

From November 1 – 14, 2020, there were ninety-one new COVID-19 confirmed cases in Lyon County. This is a ten percent increase from the previous two-week period (October 25 – November 7, 2020). The average age of Lyon County residents was thirty-five years old. Gender distribution was slightly uneven with fifty-one females and forty males. Fifty-seven percent of cases identified their race as White, thirty-one percent identified as Other, seven percent were unknown, two percent identified as American Indian or Alaskan Native, two percent identified as Asian, and one percent identified as Native Hawaiian or Pacific Islander. Fifty-three percent of cases identified their ethnicity as non-Hispanic or Latino/a, forty percent identified as Hispanic or Latino/a, and seven percent were unknown. The majority of cases reside in Fernley (42%), Dayton (38%), or Yerington (12%). There were five hospitalizations over the two-week period.

## Lyon County Exposures

Exposure data is independent, meaning a case can have no exposures or multiple exposures. Each question we ask in regard to the exposure is completely independent. The percentages indicate the number of people that said “yes” when asked questions about that specific exposure. The most common exposures among Lyon County cases from November 1 – 14, 2020 were contact with a known COVID-19 case (71%)<sup>1</sup>, going to a grocery or retail store (31%), eating at a restaurant or bar (17%), and working at or attending a school (16%) (Table 4). Fifty-four percent of Carson City residents reported being employed or employed within the previous month. Of those who were employed, fifty-seven percent stated they went to work while symptomatic. Twenty-nine cases are currently enrolled students.

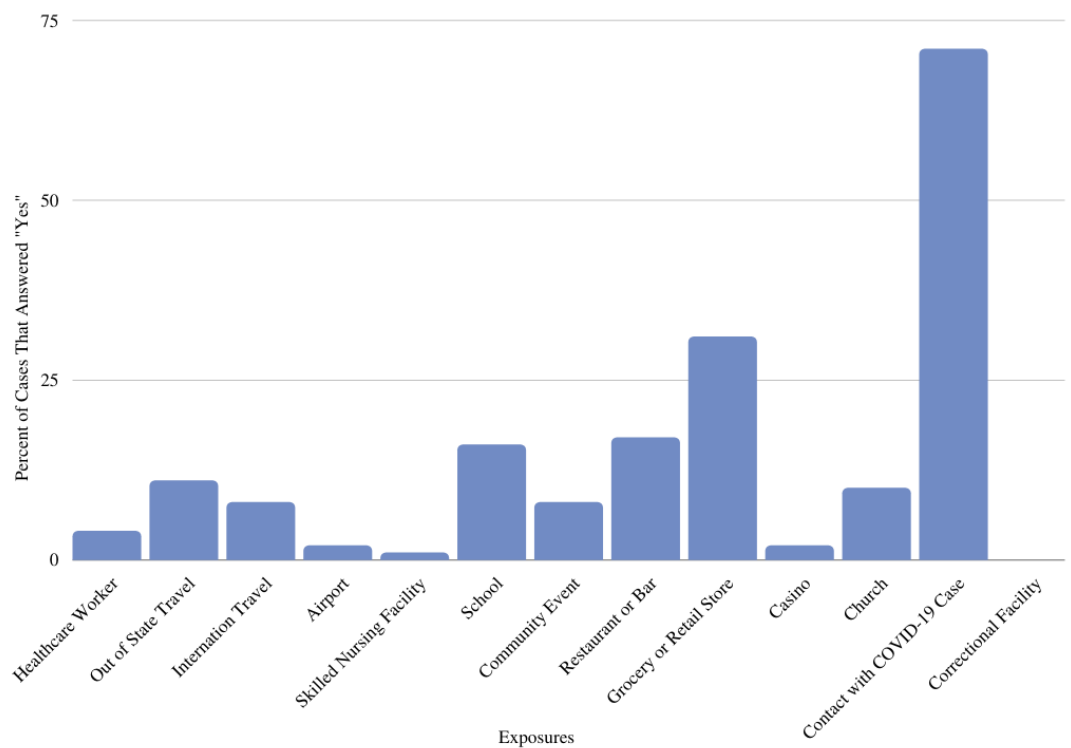


TABLE 4: LYON COUNTY EXPOSURES FOR NOVEMBER 1 - 14, 2020

<sup>1</sup> Seventy-one percent of cases said “Yes” when asked if they had contact with a known COVID-19 case.