



COVID-19 Surveillance Summary

Lyon County

December 6 – December 19, 2020

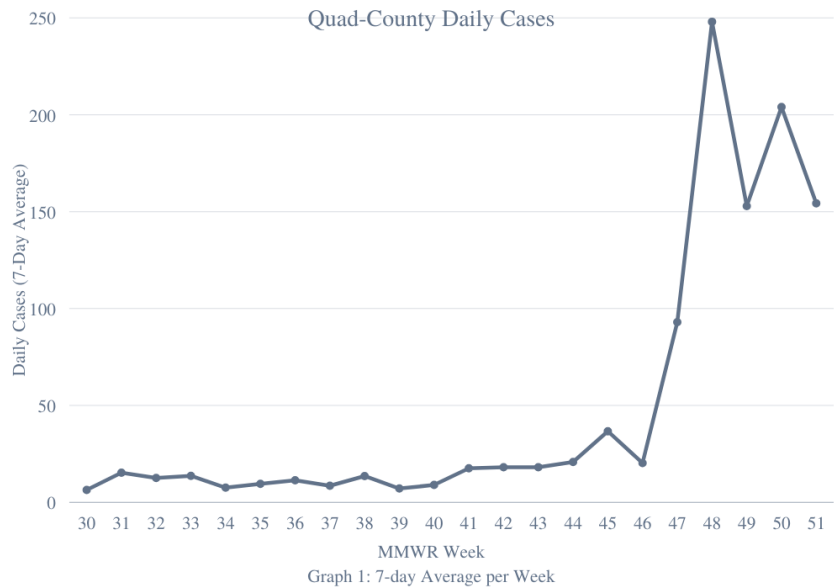
Contact Tracing and Disease Investigation Update

On December 14, 2020, Carson City Health and Human Services initiated the first phase of a new disease investigation process. A survey was created for cases that had been tested outside of the contact tracing window per CDC and Nevada State guidance. These individuals were previously contacted regarding their diagnosis, but limited information was collected at that time. With the new survey, we are now able to e-mail these individuals a link to collect more information about their exposure, demographics, and infection timeline.

Additionally, we adapted our disease investigation survey for individuals tested in the past six days in order to allow cases to complete the information online. This flexibility allows our contact tracers to successfully contact approximately double the amount of cases within a workday. We will continue to adjust these surveys and our processes as needed to collect accurate, timely data as well as provide our community with guidance. The information reported here is based on preliminary laboratory findings and completed survey investigation and does not necessarily represent all cases during this two-week period.

Quad-County Area Demographics

Across the Quad-County area (Carson City, Douglas, Lyon, and Storey Counties), there were 2,506 new COVID-19 cases in the two-week period from December 6 – 19, 2020, approximately equal to the previous two-week period (November 29 – December 12, 2020). The daily cases reported, based on a seven-day average, over this two-week period was one hundred and fifty-four (Graph 1). This indicates that, on average, there have been one-hundred and fifty-four new cases each day throughout the Quad-County area.

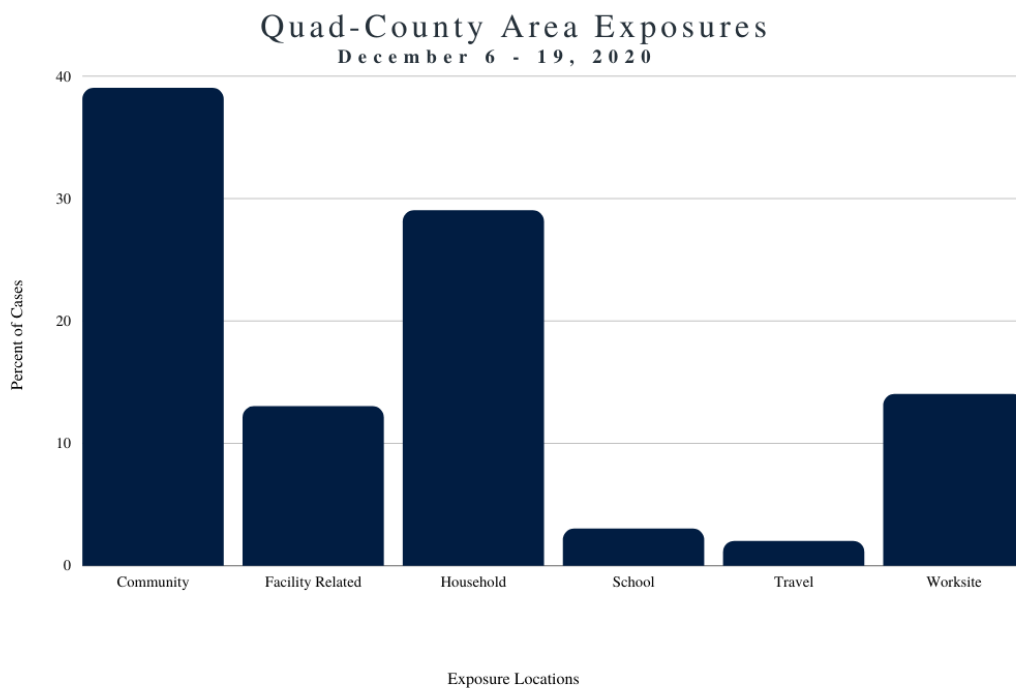


Because we receive labs with incomplete data and our survey data is on a delay, the following demographic data has a significant percentage of unknown or missing information. The average age across all counties was forty-six years old with a range of less than a year old to one-hundred and two

years old. Thirty-five percent of cases were female, fifty-six percent were male, and nine percent were unknown. Of the cases that reported their race, seventy-six percent were reported as White, seventeen percent cases were reported as other, three percent were reported as American Indian, one percent were reported as Asian, one percent were reported as Native Hawaiian or Pacific Islander, one percent reported as Black or African American, and one percent preferred not to answer. Of those who reported their ethnicity, seventy-eight percent reported as Non-Hispanic or Latino/a, twenty-one percent reported as Hispanic or Latino/a, and one percent preferred not to answer. According to the Nevada Hospital Association, thirty-seven percent of staffed hospital beds in the Quad-county were currently occupied due to confirmed COVID-19 cases as of December 17, 2020, a slight increase from the previous week. There were thirty-nine deaths across the four counties during this two-week period, an eighty-five percent increase from the previous two-week period.

Quad-County Area Exposure

Following state approval, our investigation process now collects data more efficiently. We reduced the number of exposure questions and, instead, prioritize information based on clusters and outbreaks. There were outbreaks at five long-term care facility that resulted in a number of hospitalizations and deaths. We also reported 871 prison-related cases (including inmates, employees, and family of employees), accounting for thirty-five percent of all cases reported during this two-week period. Of cases with complete information, the most common, known COVID-19 exposures (excluding prison-related cases) were community, facility-related, work, and household (Graph 2).



Graph 2: Case Exposure for the Quad-County Area

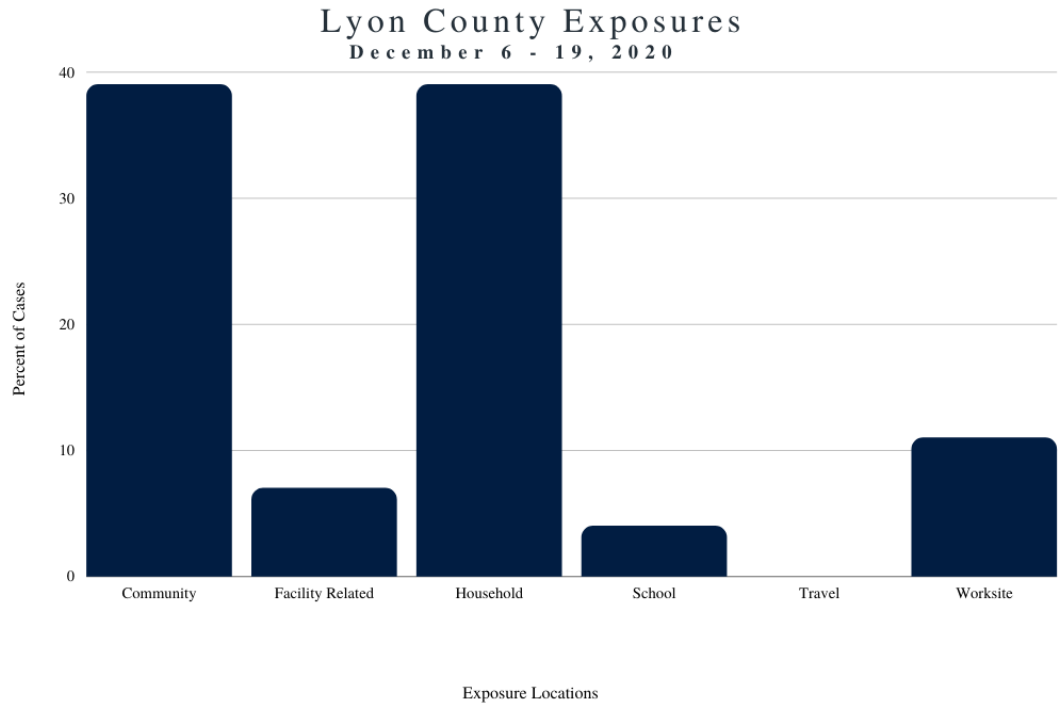
Excluding prison-related cases, approximately thirty-nine percent of known exposures were community-related which is defined as any event or activity with individuals outside of the household. This can be family gatherings, weddings, funerals, birthday parties, political events, or any other similar activity. Twenty-nine percent were household cases, indicating that the transmission occurred within the immediate household.

Fourteen percent were work-related. Thirteen percent of cases were related to long-term care or skilled nursing facilities. Student cases continue to increase across all counties. There were one hundred and thirty-two student case investigations completed from December 6 - 19, 2020, a fifty nine percent increase from the previous two-week period.

Lyon County Surveillance Summary

From December 6 - 19, 2020 there were 412 confirmed cases reported in Lyon County. This represents approximately sixteen percent of all Quad-County cases during this two-week period and is a twenty-two percent decrease from the previous two-week period. The daily cases reported, based on a seven-day average, over this two-week period was twenty-nine. This indicates that, on average, there have been twenty-nine new cases each day throughout Lyon County. Fifty-two percent of cases were male, and forty-eight percent of cases were female. The average age of Lyon County cases was forty-five years old.

Excluding prison-related cases, approximately thirty-nine percent of known exposures were community-related. Thirty-nine percent were from the household, and eleven percent were work related (Graph 3). Transmission trends are challenging to track or predict given the current upswing in cases and missing data. Due to this, Carson City Health and Human Services continues to promote messages regarding safe practices, social-distancing, and testing.



Graph 3: Case Exposures