



COVID-19 Surveillance Summary

Carson City

March 28 – April 10, 2021

Contact Tracing and Disease Investigation Update

From March 28 – April 10, 2021, the Carson City Health and Human Services COVID-19 Disease Investigation Team was able to attempt contact with ninety eight percent of cases and successfully contact eighty-six percent within twenty-four hours. The Investigation Team continued utilizing the more expanded investigation to collect information such as symptomology, medical history, and refocused exposure questions. As always, the information reported here is based on preliminary laboratory findings and completed survey investigations and does not necessarily represent all cases during this two-week period.

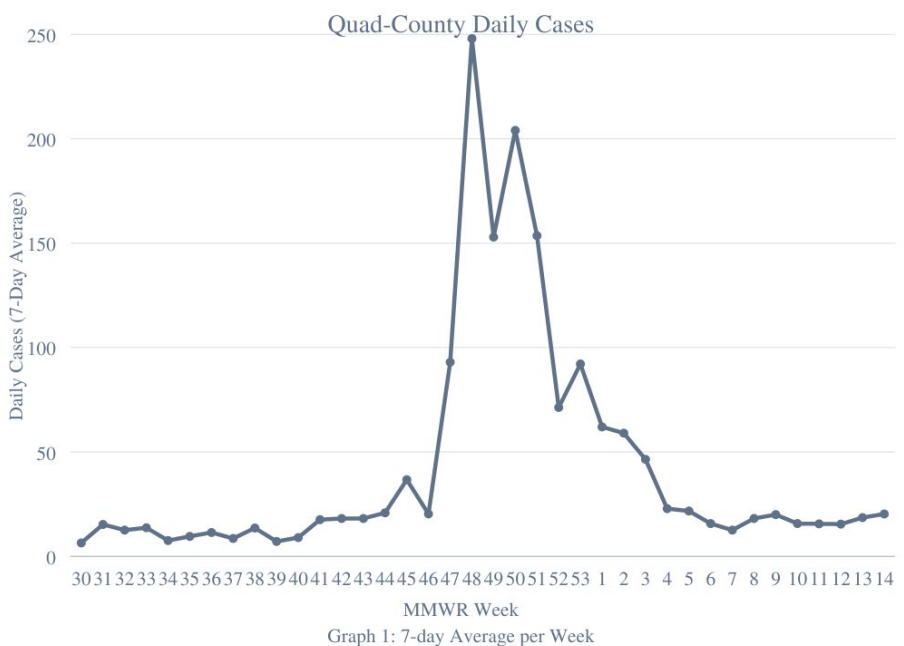
CCHHS continues to partner with the Nevada Resilience Project, who reaches out to cases, close contacts, and other members of the community impacted by COVID-19 that were identified as having challenges associated with the pandemic including, but not limited to, managing work or school, social isolation, mental health, and resource navigation. During this two-week period, the Resilience Ambassadors identified eleven individuals, families, or organizational groups that could benefit from their services and have done several community events.

Quad-County Area Demographics

Across the Quad-County area (Carson City, Douglas, Lyon, and Storey Counties), there were 269 new COVID-19 cases in the two-week period from March 28 – April 10, 2021, a thirteen percent increase from the previously reported two-week period. The daily cases reported, based on a seven-day average, over this two-week period was nineteen (Graph 1). This indicates that, on average, there have been nineteen new cases each day throughout the Quad-County area.

Oftentimes lab reports are received with incomplete data and our survey data is on a delay. As such, the

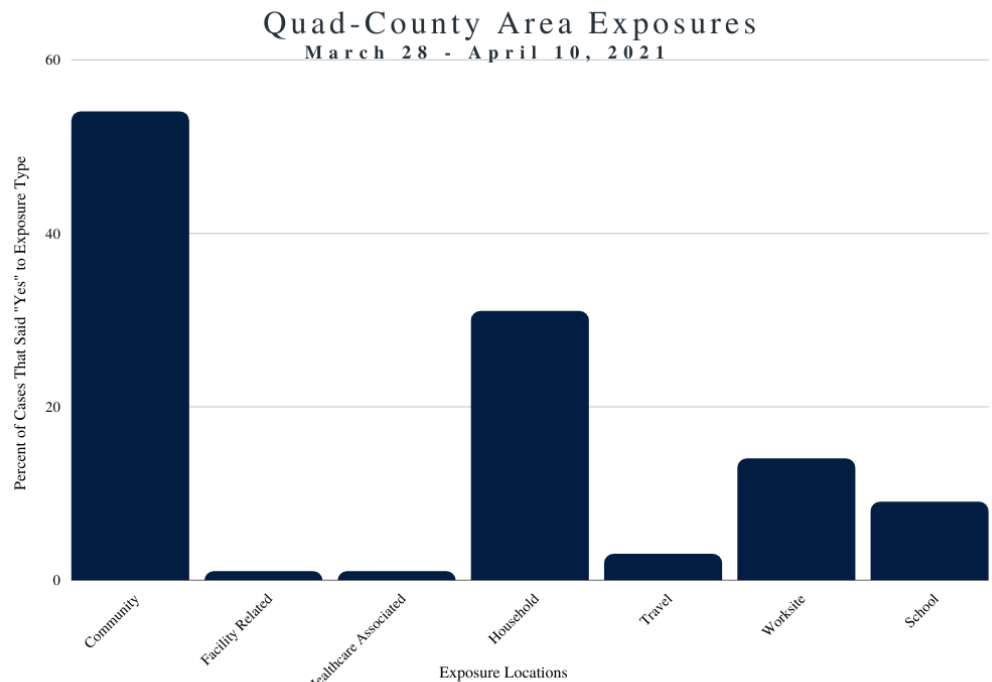
following demographic data has a significant percentage of unknown or missing information. The average age across all counties was thirty-nine years old with a range of less than one years old to eighty-three years old. Fifty-five percent of cases were female, and forty-five percent were male. Of the cases that reported their race, seventy-five percent were reported as White, seventeen percent cases were reported as other, four percent reported American Indian or Alaskan Native, two percent preferred not to answer, one percent reported as



Asian, and one percent reported as Black or African American. Of those who reported their ethnicity, sixty-nine percent reported as Non-Hispanic or Latino/a, thirty percent reported as Hispanic or Latino/a, and less than one percent preferred not to answer. There were six known hospitalizations across all counties during this two-week period, a three-case decrease from the previous two-week period. According to the Nevada Hospital Association report on April 7, 2021, there has been a subtle increase in hospitalizations in Northern Nevada. Ventilator use as well as ICU occupancy continues to remain low, though has also seen a slight increase. There was one COVID-19 death across the four counties. Morbidity data is often delayed, so this number only represents the data that has been made available for this two-week period.

Quad-County Area Exposure

Among cases with complete information, the most common, known COVID-19 exposures were community, household, and healthcare associated (Graph 2). Cases can have more than one exposure. The information on the graph and below indicates the percentage of cases that said “yes” to each question, independently. Approximately fifty-four percent of case had related community exposure. This can be family gatherings, weddings, funerals, birthday parties, political events, or any other similar activity.



Graph 2: Case Exposures

Community exposure, as defined by the state, also refers to individuals that did not know where they were exposed. Thirty-one percent of cases had household exposure, indicating that the transmission occurred within the immediate household. Fourteen percent of cases had exposure at work.

Quad-County Area Schools

Carson City, Douglas County, and Lyon County school districts are using the Abbott BinaxNOW, a rapid antigen test that detects a specific viral antigen for the virus that causes COVID-19. In alignment with the CDC guidance, schools are utilizing the BinaxNOW for faculty and students to quickly isolate positive individuals and end quarantine for close contacts after seven days. School cases represented in this report are PCR, molecular positive cases and do not represent those that have tested only using the BinaxNOW test.

There were seventeen student case investigations completed from March 28 – April 10, 2021, a thirty-nine percent increase from the previous two-week period. Of these student cases, twenty-four percent attended school during their infectious period. There was also one school faculty case who attended school while infectious. Our school biostatistician works closely with schools to help with contact tracing, case surveillance, and the implementation of mitigation strategies.

COVID-19 Variants of Concern

The Nevada State Public Health Laboratory (NSPHL) conducts genome sequencing from a sample of confirmed COVID-19 cases as part of disease surveillance which helps identify new and emerging variants. The emergence of new variants is a natural occurrence in infectious diseases. According to the CDC, there are currently five COVID-19 variants of concern across the United States. Knowledge of emerging SARS-CoV-2 variants is quickly evolving, however there is evidence indicating that these variants are more transmissible. According to the NSPHL, B.1.1.7, also known as the United Kingdom (U.K.) variant, is the most prevalent SARS-CoV-2 variant among all the samples sequences in Nevada. The Quad-County reported seven B.1.1.7 variant cases from March 28 – April 10, 2021. Data is often delayed due to the sequencing processes. Additionally, sequencing is conducted using only samples submitted to the NSPHL, which may not always include commercial laboratory samples and does not include Abbott BinaxNOW tests.

Carson City Surveillance Summary

From March 28 – April 10, 2021, there were one hundred and nineteen confirmed cases reported in Carson City. This represents approximately forty-four percent of all Quad-County cases during this two-week period and is a thirteen percent increase from the previous two-week period. The daily cases reported, based on a seven-day average, over this two-week period was nine. This indicates that, on average, there have been nine new cases each day throughout Carson City. Fifty-three percent of cases were female, and forty-seven percent were male. The average age of Carson City cases was thirty-nine years old.

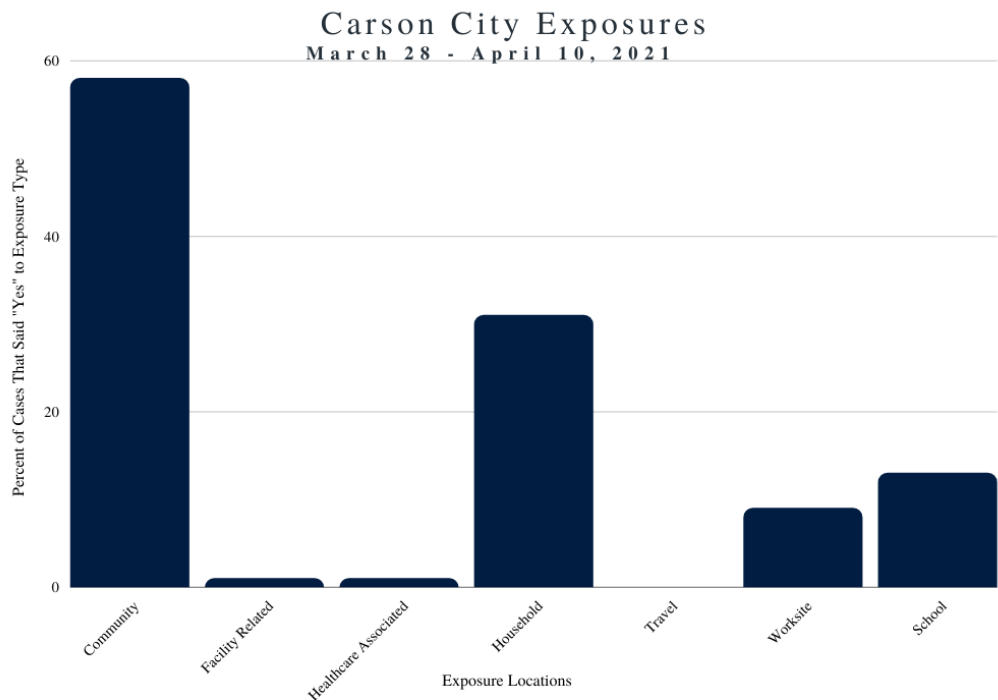
Carson City Schools

There were twelve student case investigations completed from March 28 – April 10, 2021. Of these student cases, twenty-five percent attended school during their infectious period. There were no school faculty members that tested positive for COVID-19 or attended school while infectious.

Carson City Exposure

Of those with known exposures, fifty-eight percent were exposed in the community. Thirty-one percent of cases were exposed to someone in their household that had tested positive for COVID-19. The graph shows more information on Carson City exposures (Graph 3). Just as above, exposure questions are independent, meaning an individual can answer “yes” to more than one exposure type.

CCHHS’s COVID-19 Epidemiologist is working closely with the state and the facilities to track the transmission and ensure mitigation efforts are in place. Transmission trends are challenging to track or predict.



Graph 3: Case Exposures