



COVID-19 Surveillance Summary

Carson City

May 30 – June 12, 2021

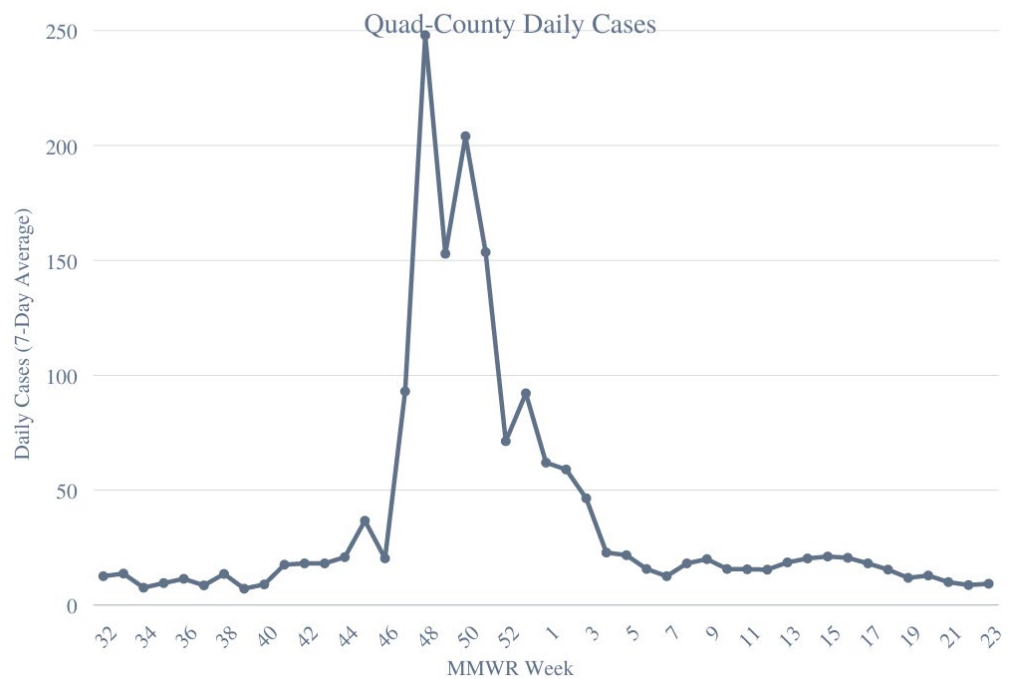
Contact Tracing and Disease Investigation Update

From May 30 – June 12, 2021, the Carson City Health and Human Services COVID-19 Disease Investigation Team was able to attempt contact with eighty percent of cases and successfully contact seventy-five percent within twenty-four hours. The Investigation Team continued utilizing the more expanded investigation to collect information such as symptomology, medical history, and refocused exposure questions. As always, the information reported here is based on preliminary laboratory findings and completed survey investigations and does not necessarily represent all cases during this two-week period.

CCHHS continues to partner with the Nevada Resilience Project, who reaches out to cases, close contacts, and other members of the community impacted by COVID-19 that were identified as having challenges associated with the pandemic including, but not limited to, managing work or school, social isolation, mental health, and resource navigation. During this two-week period, the Resilience Ambassadors identified six individuals, families, or organizational groups that could benefit from their services and have done several community events.

Quad-County Area Demographics

Across the Quad-County area (Carson City, Douglas, Lyon, and Storey Counties), there were 126 new COVID-19 cases in the two-week period from May 30 – June 12, 2021. This a four percent decrease from the previously reported two-week period. The daily cases reported, based on a seven-day average, over this two-week period was nine (Graph 1). This indicates that, on average, there have been nine new cases each day throughout the Quad-County area.



Graph 1: 7-day Average per Week

Oftentimes lab reports are received with incomplete data and our survey data is on a delay. As such, the following demographic data has a significant percentage of unknown or missing information. The average age across all counties was thirty-eight years old with a range of one years old to ninety years old. Fifty percent of cases were female, and fifty percent were male. Of the cases

that reported their race, eighty percent were reported as White, fifteen percent of cases were reported as other, one percent reported American Indian or Alaskan Native, one percent reported African American or Black, and two percent reported as Asian. Of those who reported their ethnicity, seventy-seven percent reported as Non-Hispanic or Latino/a, twenty-two percent reported as Hispanic or Latino/a, and one percent preferred not to answer. There were four known hospitalizations across all counties during this two-week period. There was twenty percent increase from the previous two-week period. According to the Nevada Hospital Association report on June 9, 2021, hospitalizations continue to decline in Northern Nevada. Ventilator use as well as ICU occupancy continues to remain low. There was a no percent increase from the previous week. There was one COVID-19 death across the four counties. Morbidity data is often delayed, so this number only represents the data that has been made available for this two-week period.

Quad-County Area Exposure

Among cases with complete information, the most common, known COVID-19 exposures were community and household (Graph 2). Cases can have more than one exposure. The information on the graph and below indicates the percentage of cases that said “yes” to each question, independently.

Approximately fifty-nine percent of cases had related community exposure. This can be family gatherings, weddings, funerals, birthday parties, political events, or any other similar activity.

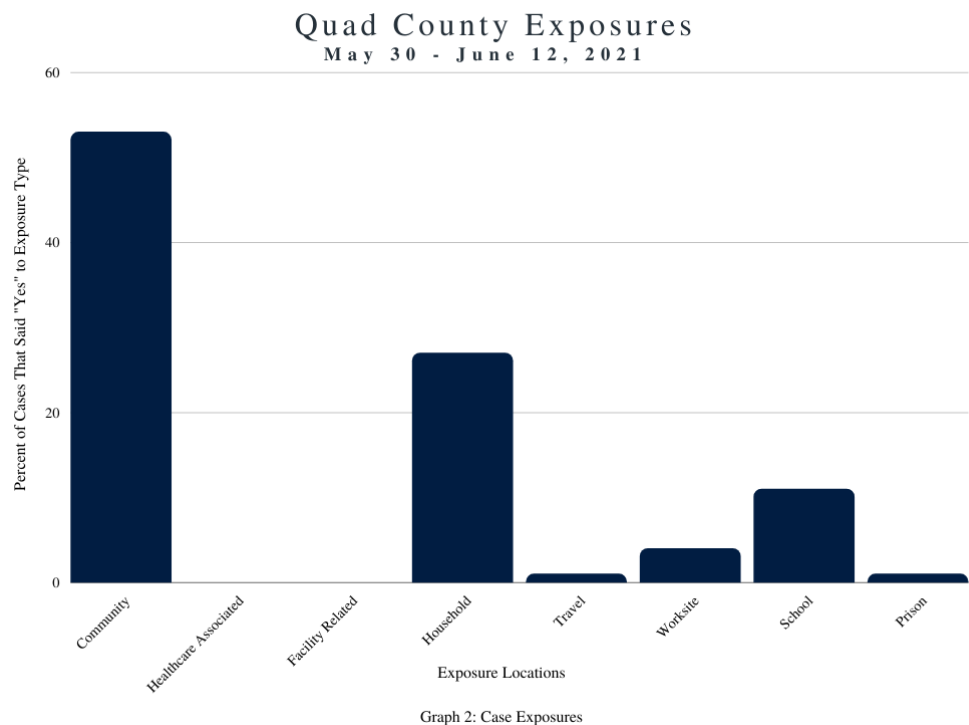
Community exposure, as

defined by the state, also refers to individuals that did not know where they were exposed. Twenty-nine percent of cases had household exposure, indicating that the transmission occurred within the immediate household.

Quad-County Area Schools

Carson City, Douglas County, and Lyon County school districts are using the Abbott BinaxNOW, a rapid antigen test that detects a specific viral antigen for the virus that causes COVID-19. In alignment with the CDC guidance, schools are utilizing the BinaxNOW for faculty and students to quickly isolate positive individuals and end quarantine for close contacts after seven days. School cases represented in this report are PCR, molecular positive cases, and the Abbott BinaxNOW test.

There were ten student case investigations completed from May 30 – June 12, 2021, a nine percent increase from the previous two-week period. Of these student cases, fifty percent attended school during their infectious period. There were also four school faculty cases who tested positive and fifty percent attended school while infectious. Our school biostatistician works closely with schools to help with contact tracing, case surveillance, and the implementation of mitigation strategies.



COVID-19 Variants of Concern

The Nevada State Public Health Laboratory (NSPHL) conducts genome sequencing from a sample of confirmed COVID-19 cases as part of disease surveillance which helps identify new and emerging variants. The emergence of new variants is a natural occurrence in infectious diseases. According to the CDC, there are currently five COVID-19 variants of concern across the United States. Knowledge of emerging SARS-CoV-2 variants is quickly evolving, however there is evidence indicating that these variants are more transmissible. According to the NSPHL, B.1.1.7, also known as the United Kingdom (U.K.) variant, is the most prevalent SARS-CoV-2 variant among all the samples sequences in Nevada. The Quad-County reported two B.1.1.7 variant case from May 30 – June 12, 2021. Data is often delayed due to the sequencing processes. Additionally, sequencing is conducted using only samples submitted to the NSPHL, which may not always include commercial laboratory samples and does not include Abbott BinaxNOW tests.

Carson City Surveillance Summary

From May 30 – June 12, 2021, there were thirty-nine confirmed cases reported in Carson City. This represents approximately thirty-one percent of all Quad-County cases during this two-week period and is a five percent decrease from the previous two-week period. The daily cases reported, based on a seven-day average, over this two-week period was three. This indicates that, on average, there have been three new cases each day throughout Carson City. Fifty-one percent of cases were female, and forty-nine percent were male. The average age of Carson City cases was thirty-nine years old.

Carson City Schools

There were no student case investigations completed from May 30 – June 12, 2021. There was one school faculty member that tested positive for COVID-19 and attended school while infectious.

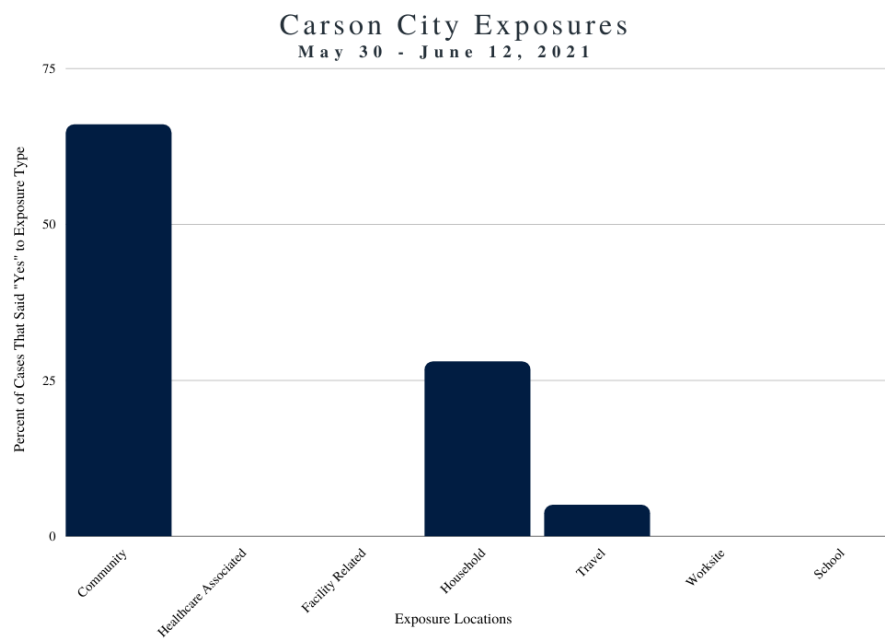
Carson City Exposure

Of those with known exposures, sixty-six percent were exposed in the community. Twenty-eight percent of cases were exposed to someone in their household that had tested positive for COVID-19. The graph shows more information on Carson City exposures (Graph 3). Just as above, exposure questions are independent, meaning an individual can answer “yes” to more than one exposure type.

CCHHS’s COVID-19

Epidemiologist is working closely with the state and the facilities to track the

transmission and ensure mitigation efforts are in place. Transmission trends are challenging to track or predict.



Graph 3: Case Exposures