



## COVID-19 Surveillance Summary

### Carson City

February 14 – 27, 2021

#### Contact Tracing and Disease Investigation Update

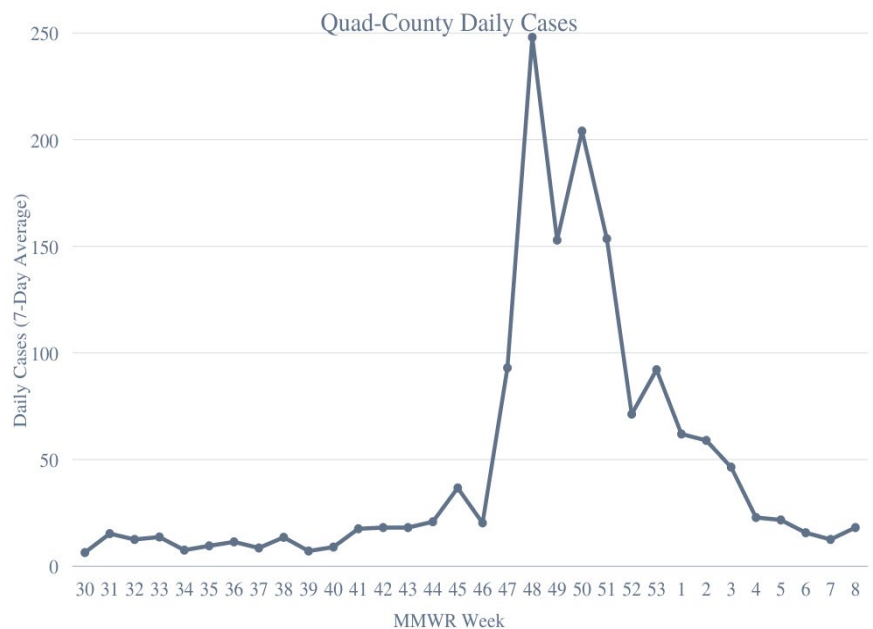
From February 14 – 27, 2021, the Carson City Health and Human Services COVID-19 Disease Investigation Team was able to attempt contact with ninety-nine percent of cases and successfully contact eighty-six percent within twenty-four hours. The Investigation Team continued utilizing the more expanded investigation to collect information such as symptomology, medical history, and refocused exposure questions. As always, the information reported here is based on preliminary laboratory findings and completed survey investigations and does not necessarily represent all cases during this two-week period.

CCHHS continues to partner with the Nevada Resilience Project, who reaches out to cases, close contacts, and other members of the community impacted by COVID-19 that were identified as having challenges associated with the pandemic including, but not limited to, managing work or school, social isolation, mental health, and resource navigation. During this two-week period, the Resilience Ambassadors identified forty individuals, families, or organizational groups that could benefit from their services.

#### Quad-County Area Demographics

Across the Quad-County area (Carson City, Douglas, Lyon, and Storey Counties), there were 214 new COVID-19 cases in the two-week period from February 14 – 27, 2021, a seven percent increase from the previously reported two-week period. The daily cases reported, based on a seven-day average, over this two-week period was fifteen (Graph 1). This indicates that, on average, there have been fifteen new cases each day throughout the Quad-County area.

Oftentimes lab reports are received with incomplete data and our survey data is on a delay. As such, the following demographic data has a significant percentage of unknown or missing information. The average age across all counties was forty-nine years old with a range of less than one year old to eighty-nine years old. Forty-nine percent of cases were female, and fifty-one percent were male. Of the cases that reported their race, seventy-six percent were reported as White, eighteen percent cases were reported as other, three percent were reported as American Indian, one percent were reported as Black or African American, one percent were reported as Asian, and one percent were reported as Native Hawaiian or Pacific Islander. Of those who reported their ethnicity, seventy-five percent reported as Non-Hispanic or



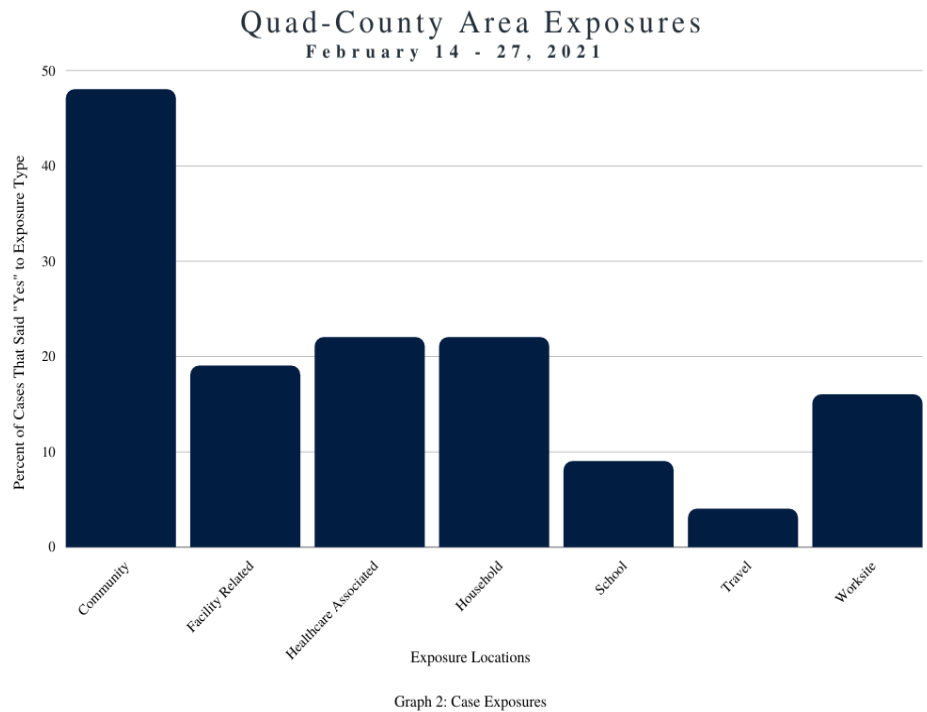
Graph 1: 7-day Average per Week

Latino/a, and twenty-five percent reported as Hispanic or Latino/a. There were nine known hospitalizations across all counties during this two-week period. According to the Nevada Hospital Association report on February 26, 2021, hospitalizations in the Quad-County area have continued to decrease. Ventilator use as well as ICU occupancy due to COVID-19 have also decreased significantly. There were no deaths reported across the four counties. Morbidity data is often delayed, so this number only represents the data that has been made available for this two-week period.

### Quad-County Area Exposure

Beginning February 10, 2021, our investigations team began conducting more robust investigations including information on medical history, symptomology, and more specific exposure questions. This will allow our agency to look at symptomology due to possible variants, reinfections, the effects of comorbidities, and analyze more expansive exposure data.

Among cases with complete information, the most common, known COVID-19 exposures were community, household, and healthcare associated (Graph 2). Cases can have more than one exposure. The information on the graph and below indicates the percentage of cases that said “yes” to each question, independently. Approximately forty-eight percent of known case exposures were related community exposure. This can be family gatherings, weddings, funerals, birthday parties, political events, or any other similar activity. Community exposure, as defined by the state, also refers to individuals that did not know where they were exposed.



Twenty-two percent were household cases, indicating that the transmission occurred within the immediate household. Twenty-two percent of cases had healthcare related exposure. Additionally, there were outbreaks at two long-term care facilities during this two-week period, accounting for fourteen percent of all cases.

### Quad-County Area Schools

There were eight student case investigations completed from February 14 – 27, 2021. Of these student cases, twenty-five percent attended school during their infectious period. There were three school faculty cases, of whom two attended school while infectious. Our school biostatistician works closely with schools to help with contact tracing, case surveillance, and the implementation of mitigation strategies.

### Carson City Surveillance Summary

From February 14 – 27, 2021, there were ninety-two confirmed cases reported in Carson City. This represents approximately forty-three percent of all Quad-County cases during this two-week period and is a twelve percent increase from the previous two-week period. The daily cases reported, based on a seven-day average, over this two-week period was seven. This indicates that, on average, there have been seven new cases each day

throughout Carson City. Fifty percent of cases were female, and fifty percent were male. The average age of Carson City cases was fifty years old. There were four known hospitalizations among Carson City cases. Fifty-seven percent of cases were employed (or employed within the last thirty days).

### Carson City Schools

Beginning January 13, 2021, Carson City School District implemented the use the Abbott BinaxNOW, a rapid antigen test that detects a specific viral antigen for the virus that causes COVID-19. The BinaxNOW had shown high specificity (99-100%) and sensitivity (93-98.6%) in several settings. In alignment with the CDC guidance, Carson City School District has utilized the BinaxNOW for faculty and students to quickly isolate positive individuals and end quarantine for close contacts after seven days. Since the implementation of the BinaxNOW, faculty and students who attend school while infections continuous to decrease. Along with strictly following mitigation strategies recommend by the CDC and Nevada Department of Health and Human Services, the BinaxNOW as allowed for timely contact tracing and maximizing the time faculty and students can safely remain in school.

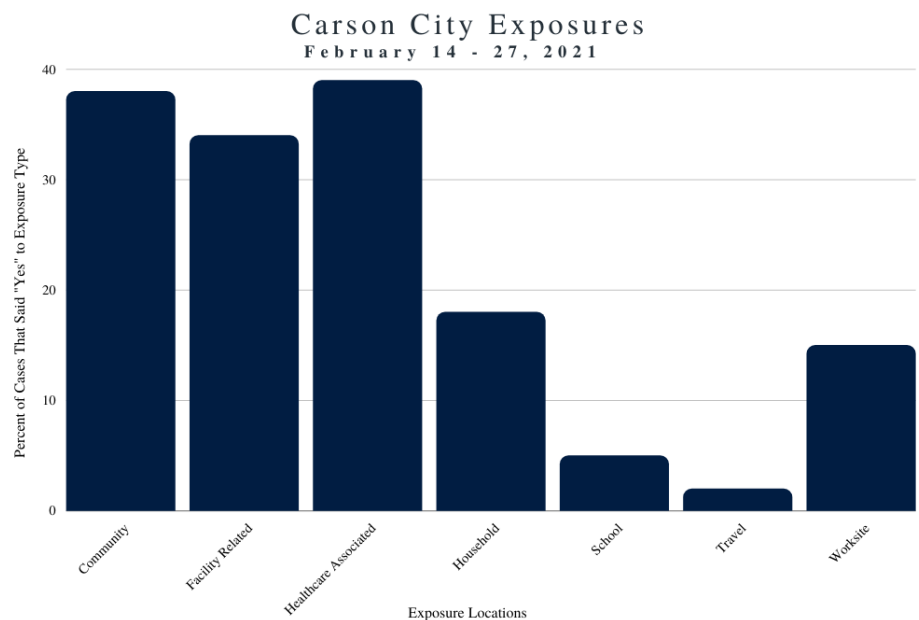
There were two student case investigations completed from February 14 – 27, 2021. Of these student cases, fifty percent attended school during their infectious period. Additionally, there was one school faculty member that tested positive for COVID-19 and attended school while infectious.

### Carson City Exposure

Community exposure accounted for thirty-eight percent of known exposures. Healthcare related exposure accounted for thirty-nine percent of known exposures. The graph shows more information on Carson City exposures (Graph 3). Just as above, exposure questions are independent, meaning an individual can answer “yes” to more than one exposure type.

There were twenty-one long term care facility cases in Carson City during this two-week period. Our COVID-19 Epidemiologist is working closely with the state and the facilities to track the

transmission and ensure mitigation efforts are in place. Transmission trends are challenging to track or predict. Due to this, Carson City Health and Human Services continues to promote messages regarding safe practices, social-distancing, vaccinations, and testing.



Graph 3: Case Exposures