



COVID-19 Surveillance Summary

Carson City

November 14 – November 27, 2021

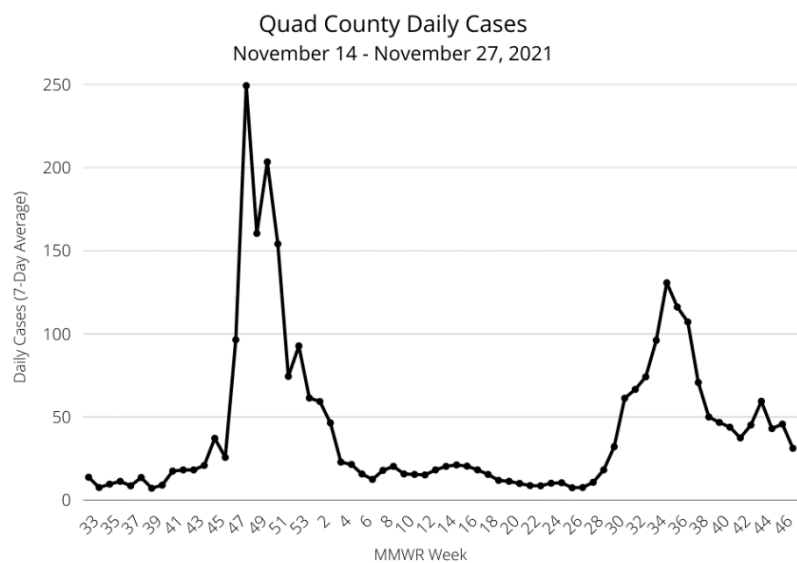
Contact Tracing and Disease Investigation Update

Beginning on August 8, 2021 Carson City Health and Human Services COVID-19 Disease Investigation Team began prioritizing pediatric and school staff associated cases to assist schools in their role in providing safe environment for students and staff. From November 14– November 27, 2021, the Carson City Health and Human Services COVID-19 Disease Investigation Team was able to attempt contact with sixty-eight percent of school associated cases within twenty-four hours. Additionally, they were able to attempt contact with thirty-six percent of all cases in the two-week period within twenty-four hours and successfully contacted forty-three percent. The Investigation Team continues to utilize the more expanded investigation to collect information such as symptomology, medical history, and refocused exposure questions. As always, the information reported here is based on preliminary laboratory findings and completed survey investigations and does not necessarily represent all cases during this two-week period.

CCHHS continues to partner with the Nevada Resilience Project, who reaches out to cases, close contacts, and other members of the community impacted by COVID-19 that were identified as having challenges associated with the pandemic including, but not limited to, managing work or school, social isolation, mental health, and resource navigation. During this two-week period, the Resilience Ambassadors identified eight individuals, families, or organizational groups that could benefit from their services and have done several community events.

Quad-County Area Demographics

Across the Quad-County area (Carson City, Douglas, Lyon, and Storey Counties), there were 540 new COVID-19 cases in the two-week period from November 14 – November 27, 2021. This is a thirteen percent decrease from the previously reported two-week period. The daily cases reported, based on a seven-day average, over this two-week period was thirty-eight (Graph 1). This indicates that, on average, there have been thirty-eight new cases each day throughout the Quad-County area.



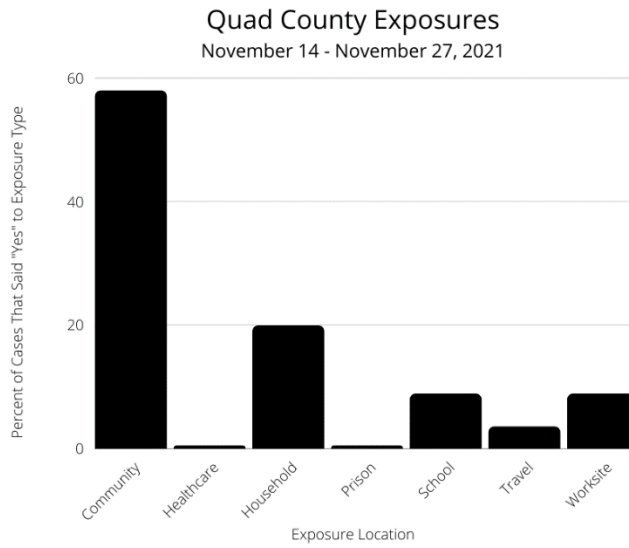
Graph 4: 7-Day Average per Week

Oftentimes, lab reports are received with incomplete data and our survey data is on a delay. As such, the following demographic data has a significant percentage of unknown or missing information. The average age across all counties was forty-three years old with a range of less than one years old to ninety-seven years old. Fifty-one percent of cases were female, forty-nine percent were male, and less than one percent are unknown. Of the cases that reported their race, seventy-one percent were reported as

White, seven percent of cases reported as other, two percent reported American Indian or Alaskan Native, less than one percent reported as Native Hawaiian or other Pacific Islander, one percent reported Black or African American, and less than one percent reported Asian. Of those who reported their ethnicity, seventy percent reported as Non-Hispanic or Latino/a, thirteen percent reported as Hispanic or Latino/a, and less than two percent preferred not to answer. There were four known hospitalizations across all counties during this two-week period. This is an eighty-three percent decrease from the previous two-week period. According to the Nevada Hospital Association report on December 1, 2021, hospitalizations are declining in Northern Nevada. There were two COVID-19 related deaths across the four counties. Morbidity data is often delayed, so this number only represents the data that has been made available for this two-week period.

Quad-County Area Exposure

Among cases with complete information, the most common, known COVID-19 exposures were community, household, worksites, and schools (Graph 2). Cases can have more than one exposure. The information on the graph and below indicates the percentage of cases that said “yes” to each question, independently. Approximately fifty-eight percent of cases had related community exposure. This can be family gatherings, weddings, funerals, birthday parties, political events, or any other similar activity. Community exposure, as defined by the state, also refers to individuals that did not know where they were exposed. Twenty percent of cases had an exposure with someone that tested positive within their household.



Graph 2. Case Exposures

Quad-County Area Schools

Carson City, Douglas County, and Lyon County school districts are using the Abbott BinaxNOW, a rapid antigen test that detects a specific viral antigen for the virus that causes COVID-19. In alignment with the CDC guidance, schools are utilizing the BinaxNOW for faculty and students to quickly isolate positive individuals and end quarantine for close contacts after seven days. School cases represented in this report are PCR, molecular positive cases, the Abbott BinaxNOW test, and other FDA approved antigen tests.

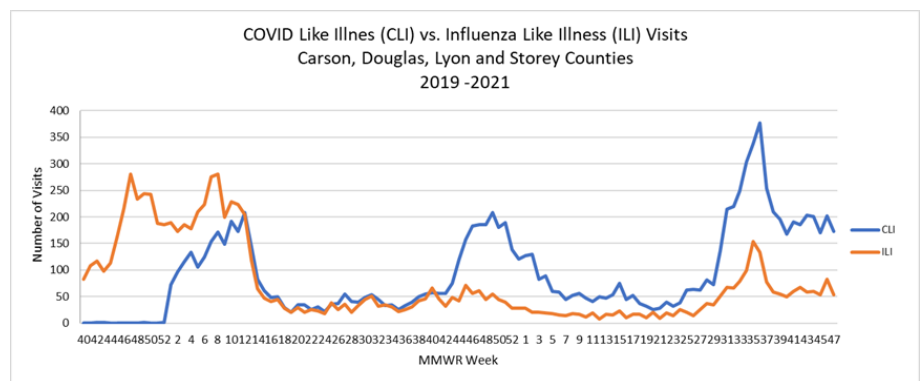
There were thirty-four student case investigations completed from November 14 – November 27, 2021. Of these student cases, eighty percent attended school during their infectious period. There were also nine school faculty cases who tested positive for COVID-19. Of these faculty cases, sixty-seven percent attended school while infectious. Our school biostatistician works closely with schools to help with contact tracing, case surveillance, and the implementation of mitigation strategies.

COVID-19 Variants of Concern

The Nevada State Public Health Laboratory (NSPHL) conducts genome sequencing from a sample of confirmed COVID-19 cases as part of disease surveillance which helps identify new and emerging variants. The emergence of new variants is a natural occurrence in infectious diseases. According to the CDC, there are currently four COVID-19 variants of concern across the United States. Knowledge of emerging SARS-CoV-2 variants is quickly evolving, however there is evidence indicating that these variants are more transmissible. According to the NSPHL, B.1.167.2, also known as the Delta (India.) variant, is the most prevalent SARS-CoV-2 variant among all the samples sequences in Nevada. According to the Nevada State Public Health Lab, most of the samples sequenced in the past two weeks are the Delta variant and of AY lineages. Data is often delayed due to the sequencing processes. Additionally, sequencing is conducted using only samples submitted to the NSPHL, which may not always include commercial laboratory samples and does not include Abbott BinaxNOW tests or other rapid antigen tests.

Quad-County COVID-19 Syndromic Surveillance

CCHHS utilizes the Nevada ESSENCE system for syndromic surveillance. Syndromic surveillance provides public health officials with a timely system for detecting, understanding, and monitoring health events. By tracking symptoms of patients in emergency departments and urgent cares—before a diagnosis is confirmed—public health can



detect unusual levels of illness to determine whether a response is warranted. Syndromic data can serve as an early warning system for public health concerns such as flu outbreaks and other infectious disease such as COVID-19. The following CDC syndromic surveillance definitions (CLI CC with CLI DD and Coronavirus DD v1 and ILI) were plotted (Graph 3). For MMWR weeks 46 and 47, the Quad Counties are seeing a decrease in COVID like Illness (CLI) and Influenza like Illness (ILI) in emergency departments compared to previous weeks.

Quad-County Vaccinations

According to the Nevada State COVID-19 Dashboard, approximately fifty-one percent of Quad County residents are fully vaccinated as of November 23, 2021. Carson City Health and Human Services continues to work with community stakeholders on vaccination outreach to increase vaccination rates among the community.

Quad-County Breakthrough Cases

Vaccine breakthrough cases are U.S. residents with a SARS-CoV2 RNA or antigen detected in a respiratory specimen collected greater than or equal 14 to days after they have completed all recommended doses of an FDA authorized COVID-19 vaccine. A complete vaccination is two doses of the Pfizer or Moderna vaccine or one dose of the Johnson and Johnson (Janssen) vaccine. Breakthrough cases make up of 15 percent of all cases ages 12 years and older since February 1, 2021. Since February 1, 2021, the overall vaccinated case rate for the Quad County region ages 12 years and older is 17 per 1k population. Since February 1, 2021, the overall unvaccinated case rate for the Quad County region, for ages 12 years and older, is approximately 134 out of 1k. This means that in the Quad-County region, the rate for unvaccinated people among those 12 years and older is 8 times that of fully vaccinated people 12 years and older. It is important to note that no vaccine is 100 percent effective at preventing illness but proves to be highly effective at protecting people against severe illness and death. As the number of fully vaccinated people increases and community transmission increase, breakthrough

cases are expected rise. Getting vaccinated is the best way to protect yourself and slow the spread of COVID-19.

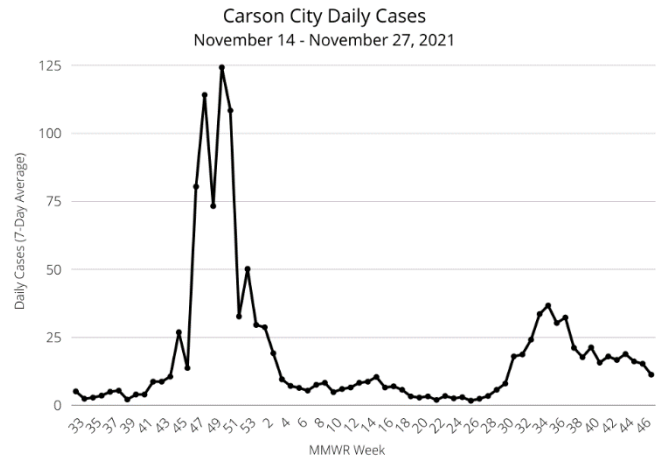
Carson City Surveillance Summary

From November 14 – November 27, 2021, there were 186 confirmed cases reported in Carson City. This represents approximately thirty percent of all Quad-County cases during this two-week period and is a fifteen percent decrease from the previous two-week period. The zip code in Carson City that reported the highest number of cases during this two-week period was zip code 89701 (Table 1).

Zip Codes	Case Count
89701	79
89702	5
89703	34
89706	67
89721	1

Table 1. Carson City by Zip Code

The daily cases reported, based on a seven-day average, over this two-week period was thirteen. This indicates that, on average, there have been thirteen new cases each day throughout Carson City. Carson City is beginning to see a decrease in the average number of cases reported each week (Graph 4). Fifty-four percent of cases were female, and forty-six percent were male. The average age of Carson City cases was forty years old.



Graph 4: 7-Day Average per Week

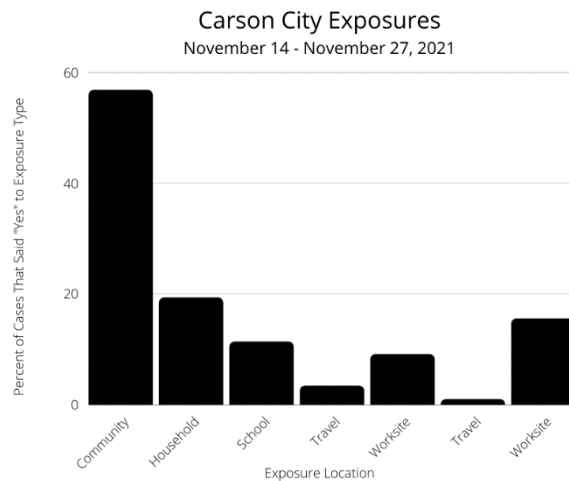
Carson City Schools

There were seventeen student case investigations completed from November 14 – November 27, 2021. Of these student cases, seventy-one percent attended school while infectious. Additionally, there were four school faculty members that tested positive for COVID-19 and seventy-five percent attended school while infectious.

Carson City Exposure

Of those with known exposures fifty-seven percent were exposed in the community and nineteen percent were exposed to someone in their household that had tested positive for COVID-19. The graph shows more information on Carson City exposures (Graph 5). Just as above, exposure questions are independent, meaning an individual can answer “yes” to more than one exposure type.

CCHHS’s COVID-19 Epidemiologist is working closely with the state and the facilities to track the transmission and ensure mitigation efforts are in place. Transmission trends are challenging to track or predict.



Graph 2. Case Exposures

Carson City Vaccinations

According to the Nevada State COVID-19 Dashboard, approximately fifty-eight percent of Carson City residents are fully vaccinated as of November 23, 2021. Carson City Health and Human Services continues to work with community stakeholders on vaccination outreach to increase vaccination rates among the community.

Carson City Breakthrough Cases

Carson City represents forty-four percent of the total known breakthrough cases from the Quad County region reported since February 1, 2021. The overall vaccinated case rate for ages 12 years and older for Carson City is 18 per 1k population compared to the overall unvaccinated case rate for ages 12 years and older of 157 per 1k. COVID-19 vaccines continue to be highly effective at protecting people against severe illness and death. Getting vaccinated is still the best way to slow the spread of COVID-19.