



COVID-19 Surveillance Summary

Carson City

December 12 – December 25, 2021

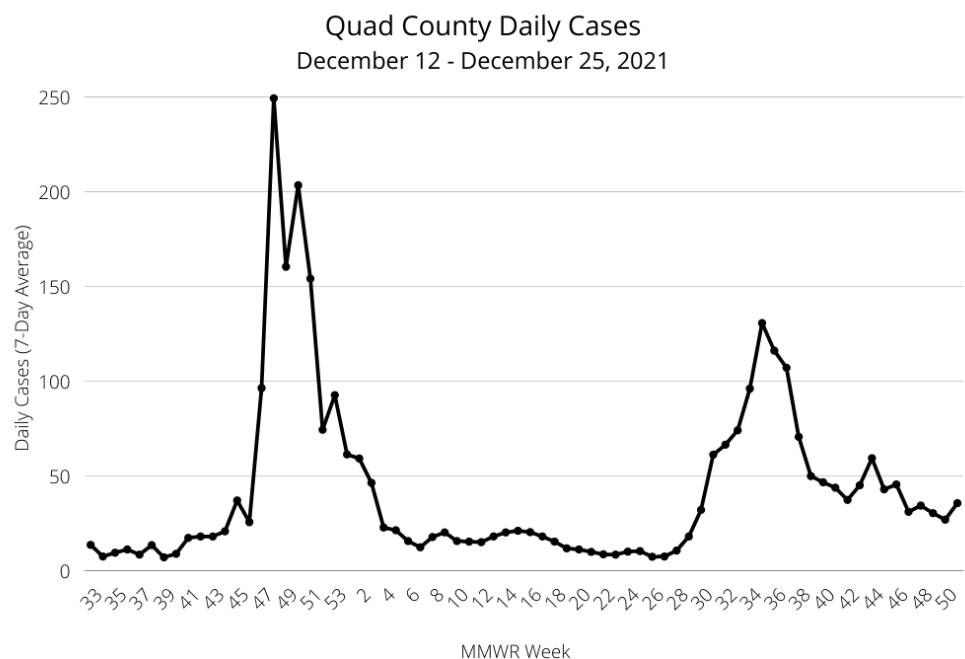
Contact Tracing and Disease Investigation Update

Beginning on August 8, 2021 Carson City Health and Human Services COVID-19 Disease Investigation Team began prioritizing pediatric and school staff associated cases to assist schools in their role in providing safe environment for students and staff. From December 12 – December 25, 2021, the Carson City Health and Human Services COVID-19 Disease Investigation Team was able to attempt contact with seventy-two percent of school associated cases within twenty-four hours. Additionally, they were able to attempt contact with forty-eight percent of all cases in the two-week period within twenty-four hours and successfully contacted forty-eight percent. The Investigation Team continues to utilize the more expanded investigation to collect information such as symptomology, medical history, and refocused exposure questions. As always, the information reported here is based on preliminary laboratory findings and completed survey investigations and does not necessarily represent all cases during this two-week period.

CCHHS continues to partner with the Nevada Resilience Project, who reaches out to cases, close contacts, and other members of the community impacted by COVID-19 that were identified as having challenges associated with the pandemic including, but not limited to, managing work or school, social isolation, mental health, and resource navigation. During this two-week period, the Resilience Ambassadors identified ten individuals, families, or organizational groups that could benefit from their services and have done several community events.

Quad-County Area Demographics

Across the Quad-County area (Carson City, Douglas, Lyon, and Storey Counties), there were 439 new COVID-19 cases in the two-week period from December 12 – December 25, 2021. This is a nine percent increase from the previously reported two-week period. The daily cases reported, based on a seven-day average, over this two-week period was thirty-six (Graph 1). This indicates that, on average, there have been thirty-six new cases each day throughout the Quad-County area.



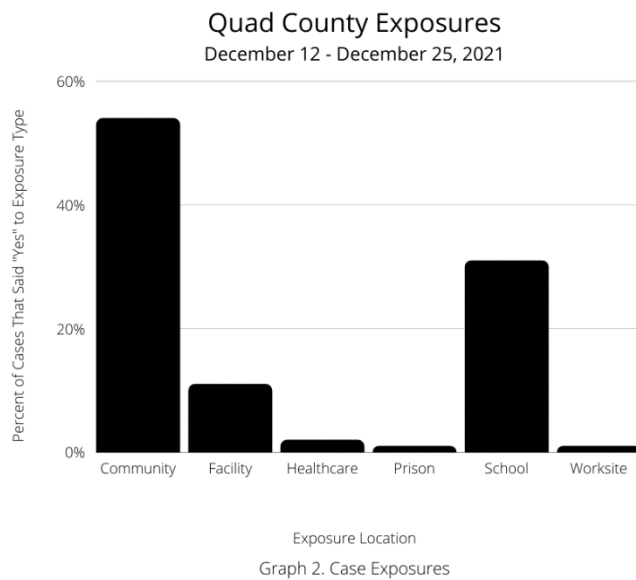
Graph 4: 7-Day Average per Week

Oftentimes, lab reports are received with incomplete data and our survey data is on a delay. As such, the following demographic data has a

significant percentage of unknown or missing information. The average age across all counties was forty-two years old with a range of less than one year old to ninety-four years old. Of the cases that reported their gender, fifty-six percent of cases were female, forty-four percent were male. Of the cases that reported their race, sixty-nine percent were reported as White, seven percent of cases reported as other, two percent reported American Indian or Alaskan Native, less than one percent reported as Native Hawaiian or other Pacific Islander, less than one percent reported Black or African American, and one percent reported Asian. Of those who reported their ethnicity, sixty-nine percent reported as Non-Hispanic or Latino/a, fifteen percent reported as Hispanic or Latino/a, and one percent preferred not to answer. There were eighteen known hospitalizations across all counties during this two-week period. This is a twenty-two percent decrease from the previous two-week period. According to the Nevada Hospital Association report on December 15, 2021, hospitalizations are declining in Northern Nevada. There were no COVID-19 related deaths across the four counties. Morbidity data is often delayed, so this number only represents the data that has been made available for this two-week period.

Quad-County Area Exposure

Among cases with complete information, the most common, known COVID-19 exposures were community and school (Graph 2). Cases can have more than one exposure. The information on the graph and below indicates the percentage of cases that said “yes” to each question, independently. Fifty-four percent of cases had related community exposure. This can be family gatherings, weddings, funerals, birthday parties, political events, or any other similar activity. Community exposure, as defined by the state, also refers to individuals that did not know where they were exposed. Thirty-one percent of cases had an exposure with someone that tested positive within their school.



Quad-County Area Schools

Carson City, Douglas County, and Lyon County school districts are using the Abbott BinaxNOW, a rapid antigen test that detects a specific viral antigen for the virus that causes COVID-19. In alignment with the CDC guidance, schools are utilizing the BinaxNOW for faculty and students to quickly isolate positive individuals and end quarantine for close contacts after seven days. School cases represented in this report are PCR, molecular positive cases, the Abbott BinaxNOW test, and other FDA approved antigen tests.

There were twenty-nine student case investigations completed from December 12 – December 25, 2021. Of these student cases, seventy-six percent attended school during their infectious period. There were also ten school faculty cases who tested positive for COVID-19. Of these faculty cases, eighty percent attended school while infectious. Our school biostatistician works closely with schools to help with contact tracing, case surveillance, and the implementation of mitigation strategies.

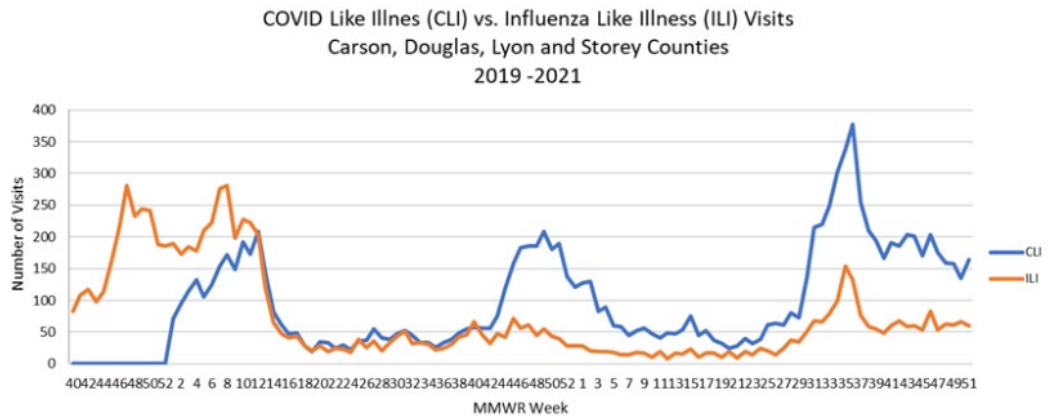
COVID-19 Variants of Concern

The Nevada State Public Health Laboratory (NSPHL) conducts genome sequencing from a sample of confirmed COVID-19 cases as part of disease surveillance which helps identify new and emerging variants. The emergence of new variants is a natural occurrence in infectious diseases. According to the CDC, there are currently two COVID-19 variants of concern across the United States. Knowledge of emerging SARS-CoV-2

variants is quickly evolving, however there is evidence indicating that these variants are more transmissible. According to the NSPHL, B.1.167.2, also known as the Delta (India.) variant, is the most prevalent SARS-CoV-2 variant among all the samples sequences in Nevada. According to the Nevada State Public Health Lab, 99.8% of the samples sequenced in the past two weeks are the Delta variant and of AY lineages. The World Health Organization declared the Omicron (B.1.1.529) a variant of concern on November 26, 2021. The Omicron variant has not yet been detected in the Quad-County Region, but CCHHS is work closely with the Nevada State Public Health Lab with Genome Sequencing. Data is often delayed due to the sequencing processes. Additionally, sequencing is conducted using only samples submitted to the NSPHL, which may not always include commercial laboratory samples and does not include Abbott BinaxNOW tests or other rapid antigen tests.

Quad-County COVID-19 Syndromic Surveillance

CCHHS utilizes the Nevada ESSENCE system for syndromic surveillance. Syndromic surveillance provides public health officials with a timely system for detecting, understanding, and monitoring health events. By tracking symptoms of patients in emergency departments



and urgent cares—before a diagnosis is confirmed—public health can detect unusual levels of illness to determine whether a response is warranted. Syndromic data can serve as an early warning system for public health concerns such as flu outbreaks and other infectious disease such as COVID-19. The following CDC syndromic surveillance definitions (CLI CC with CLI DD and Coronavirus DD v1 and ILI) were plotted (Graph 3). For MMWR weeks 50 and 51, the Quad Counties are seeing an increase in COVID like Illness (CLI) and a slight decrease in Influenza like Illness (ILI) in emergency departments compared to previous weeks.

Quad-County Vaccinations

According to the Nevada State COVID-19 Dashboard, approximately fifty-two percent of Quad County residents are fully vaccinated as of December 21, 2021. Carson City Health and Human Services continues to work with community stakeholders on vaccination outreach to increase vaccination rates among the community.

Quad-County Breakthrough Cases

Vaccine breakthrough cases are U.S. residents with a SARS-CoV2 RNA or antigen detected in a respiratory specimen collected greater than or equal 14 to days after they have completed all recommended doses of an FDA authorized COVID-19 vaccine. A complete vaccination is two doses of the Pfizer or Moderna vaccine or one dose of the Johnson and Johnson (Janssen) vaccine. As of December 7, 2021, Quad County residents between the ages of 5-11 are eligible to be counted as a breakthrough case. This age group has been included in the breakthrough numbers as of December 7, 2021. Breakthrough cases make up of sixteen percent of all reported cases since February 1. Since February 1, 2021, the overall vaccinated case rate for the Quad County region ages 5 years and older is 19 per 1k population. Since February 1, 2021, the overall unvaccinated case rate for the Quad County region, for ages 5 years and older, is approximately 124 out of 1k. This means that in the Quad-County region, the rate for unvaccinated people among those 5 years and older is 6 times that of fully vaccinated people 5 years and older. It is important to note that no vaccine is 100 percent effective at preventing illness but proves to be highly effective at protecting people against severe illness and death. As the number of

fully vaccinated people increases and community transmission increase, breakthrough cases are expected rise. Getting vaccinated is the best way to protect yourself and slow the spread of COVID-19.

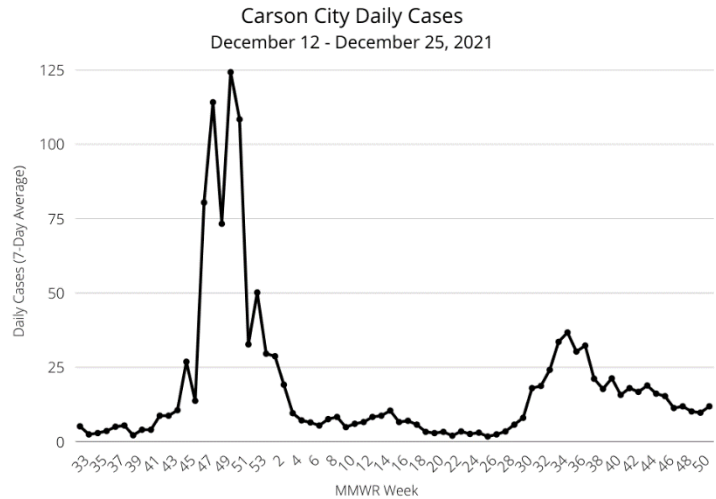
Carson City Surveillance Summary

From December 12 – December 25, 2021, there were 151 confirmed cases reported in Carson City. This represents approximately thirty-two percent of all Quad-County cases during this two-week period and is a nine percent increase from the previous two-week period. The zip code in Carson City that reported the highest number of cases during this two-week period was zip code 89701 (Table 1).

Zip Code	Cases Reported
89701	76
89702	2
89703	29
89705	1
89706	40
89721	3

Table 1. Carson City Cases by Zip Codes

The daily cases reported, based on a seven-day average, over this two-week period was eleven. This indicates that, on average, there have been eleven new cases each day throughout Carson City. Carson City is beginning to see a slight increase in the average number of cases reported each week (Graph 4). Fifty-seven percent of cases were female, and forty-two percent were male. The average age of Carson City cases was thirty-eight years old.



Graph 4: 7-Day Average per Week

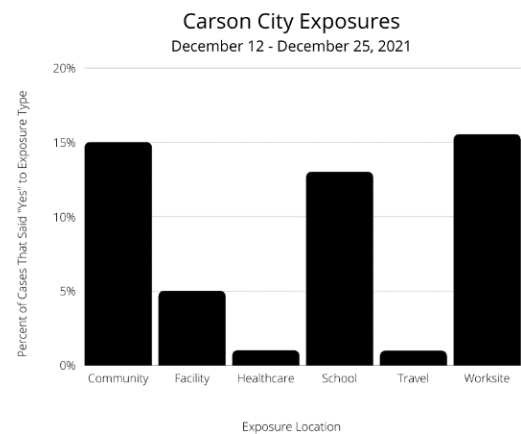
Carson City Schools

There were sixteen student case investigations completed from December 12 – December 25, 2021. Of these student cases, eighty-eight percent attended school while infectious. Additionally, there were four school faculty members that tested positive for COVID-19 and all of them attended while infectious.

Carson City Exposure

Of those with known exposures, fifteen percent were exposed in the community and thirteen percent were exposed to someone in their school that had tested positive for COVID-19. The graph shows more information on Carson City exposures (Graph 5). Just as above, exposure questions are independent, meaning an individual can answer “yes” to more than one exposure type.

CCHHS’s COVID-19 Epidemiologist is working closely with the state and the facilities to track the transmission and ensure mitigation efforts are in place. Transmission trends are challenging to track or predict.



Graph 2. Case Exposures

Carson City Vaccinations

According to the Nevada State COVID-19 Dashboard, approximately fifty-nine percent of Carson City residents are fully vaccinated as of December 21, 2021. Carson City Health and Human Services continues to work with community stakeholders on vaccination outreach to increase vaccination rates among the community.

Carson City Breakthrough Cases

Carson City represents forty-two percent of the total known breakthrough cases from the Quad County region reported since February 1, 2021. This includes breakthrough cases ages 5-11 since December 7, 2021. The overall vaccinated case rate for ages 5 years and older for Carson City is 21 per 1k population compared to the overall unvaccinated case rate for ages 5 years and older of 145 per 1k. COVID-19 vaccines continue to be highly effective at protecting people against severe illness and death. Getting vaccinated is still the best way to slow the spread of COVID-19.