



## COVID-19 Surveillance Summary

### Douglas County

January 3 - 16, 2021

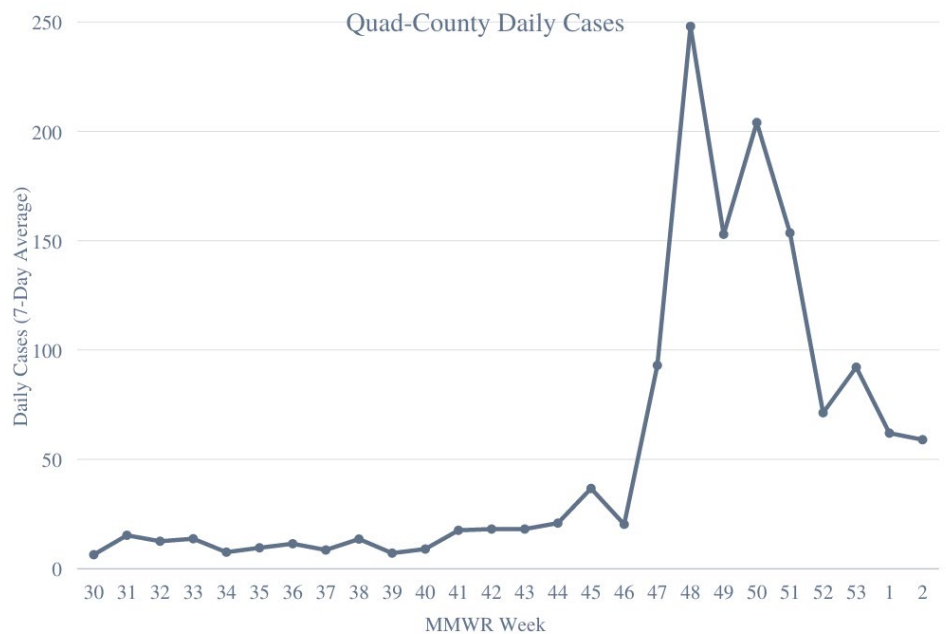
#### Contact Tracing and Disease Investigation Update

On January 6, 2021, Carson City Health and Human Services began the second phase of a new disease investigation process. We now initiate the survey during our positive notification. This has allowed our investigation team to notify individuals of their positive result as well as collect essential data for reporting in a timelier manner. Since the initiation of this new phase, we have made successful attempts to contact ninety percent of new cases within twenty-four hours of reporting. We continue to e-mail the cases the approved survey to collect more detailed information about exposure, symptoms, close contacts, and vaccinations.

We also continue to send surveys to older cases to collect historic data to continue analyzing disease trends. The information reported here is based on preliminary laboratory findings and completed survey investigations and does not necessarily represent all cases during this two-week period.

#### Quad-County Area Demographics

Across the Quad-County area (Carson City, Douglas, Lyon, and Storey Counties), there were 849 new COVID-19 cases in the two-week period from January 3 – 16, 2021, a twenty-two percent decrease from the previously reported two-week period. The daily cases reported, based on a seven-day average, over this two-week period was sixty-one (Graph 1). This indicates that, on average, there have been sixty-one new cases each day throughout the Quad-County area. This case decrease is due, in part, to a decrease in testing, but also represents a continued downward trend of new COVID-19 cases.



Graph 1: 7-day Average per Week

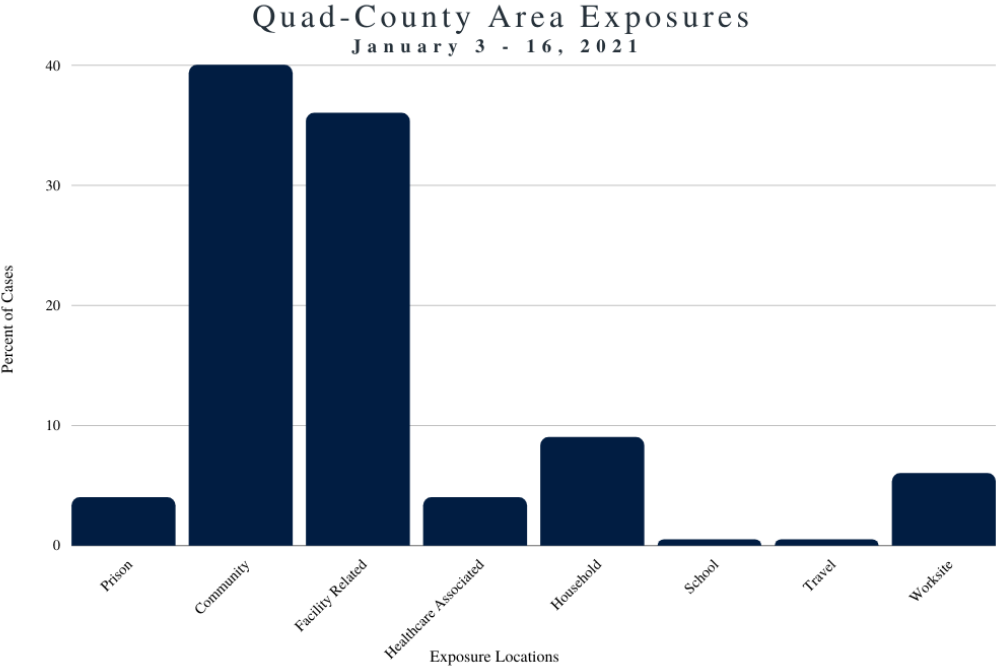
Oftentimes lab reports are received with incomplete data and our survey data is on a delay. As such, the following demographic data has a significant percentage of unknown or missing information. The

average age across all counties was forty-six years old with a range of less than a year old to ninety-nine years old. Fifty-four percent of cases were female, and forty-six percent were male. Of the cases that reported their race, eighty-five percent were reported as White, ten percent cases were reported as other, one percent were reported as American Indian, one percent were reported as Asian, one percent reported as Native Hawaiian or Other Pacific Islander, and two percent were reported as Black or African American. Of those who reported their ethnicity, seventy-four percent reported as Non-Hispanic or Latino/a, twenty-four percent reported as Hispanic or Latino/a, and two percent preferred not to answer. According to the Nevada Hospital Association report on January 14, 2021, thirteen percent of staffed hospital beds in the Quad-County region were occupied due to confirmed COVID-19 cases, a fifty-five percent decrease from the previous week. There were twenty-six deaths across the four counties; the most reported in any two-week period. Although the new daily cases continue to decrease, Quad-County area deaths continue to remain high.

**Quad-County Area Exposure**

Following state approval, our investigation process now collects data more efficiently. CCHHS reduced the number of exposure questions and, instead, prioritize information based on clusters and outbreaks. There were outbreaks at eight long-term care facilities and two home healthcare organizations that resulted in a number of hospitalizations and deaths. The state has assigned several coordinators to work directly with facilities in order to track cases as well as implement mitigation strategies. Facility and healthcare associated cases accounted for twenty-six percent of all Quad-County area cases.

Of cases with complete information, the most common, known COVID-19 exposures were facility-related, community, and household (Graph 2). Approximately thirty-six percent of case exposures were related to long-term care or skilled nursing facilities. Forty percent were related to community exposure. This can be family gatherings, weddings, funerals, birthday parties, political events, or any other similar activity.



Graph 2: Case Exposures

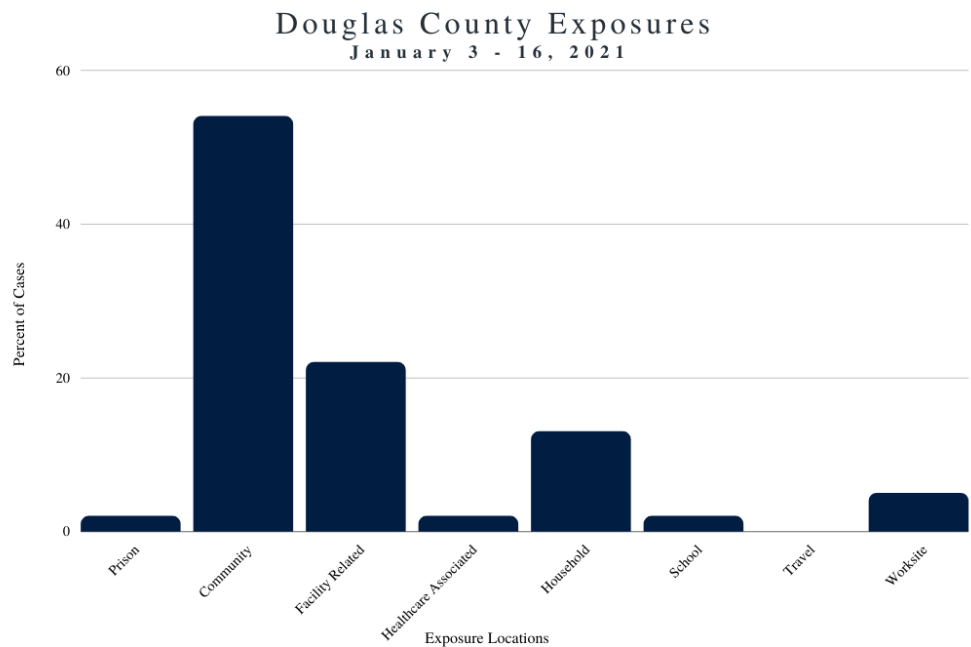
Community exposure, as defined by the state, also refers to individuals that did not know where they were exposed. Nine percent were household cases, indicating that the transmission occurred within the immediate household. There were fifty-five student case investigations completed from January 3 – 16, 2021. Of these student cases, thirty-one percent attended school during their infectious period. Our school biostatistician works

closely with schools to help with contact tracing, case surveillance, and the implementation of mitigation strategies.

### Douglas County Surveillance Summary

From January 3 – 16, 2021 there were 208 confirmed cases reported in Douglas County. This represents approximately twenty-four percent of all Quad-County cases during this two-week period and is a fifteen percent decrease from the previous two-week period. The decrease indicates a continued trend in decreased transmission. The daily cases reported, based on a seven-day average, over this two-week period was fifteen. This indicates that, on average, there have been fifteen new cases each day throughout Douglas County. Forty-four percent of cases were male, and fifty-six percent were female. The average age of Douglas County cases was forty-six years old. There were two known hospitalizations among Douglas County cases. There were fourteen students that tested positive for COVID-19 during this two-week period. Of those student cases, twenty-one percent attended school during their infectious period.

Of known exposures across Douglas County, twenty-two percent were facility-related cases during this period. Facility-related exposure includes both residents and employees of long term and skilled nursing facilities. Community exposure accounted for fifty-four percent of known exposures. The graph shows the percentage of cases by exposure (Graph 3).



Graph 3: Case Exposures

Transmission trends are challenging to track or predict given the current upswing in cases and missing data, however, continued decreases in cases could be due to a plateau or decline in transmission rates. Due to this, Carson City Health and Human Services continues to promote messages regarding safe practices, social-distancing, and testing.