



## COVID-19 Surveillance Summary

### Douglas County

May 2 – May 15, 2021

#### Contact Tracing and Disease Investigation Update

From May 2 – May 15, 2021, the Carson City Health and Human Services COVID-19 Disease Investigation Team was able to attempt contact with ninety-nine percent of cases and successfully contact ninety-five percent within twenty-four hours. The Investigation Team continued utilizing the more expanded investigation to collect information such as symptomology, medical history, and refocused exposure questions. As always, the information reported here is based on preliminary laboratory findings and completed survey investigations and does not necessarily represent all cases during this two-week period.

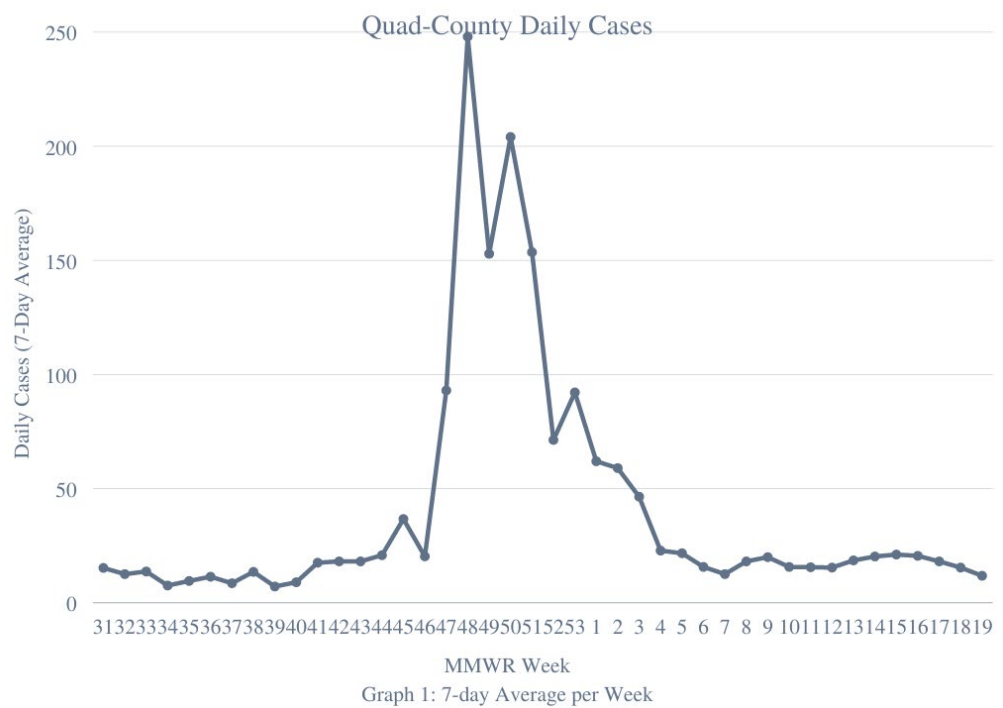
CCHHS continues to partner with the Nevada Resilience Project, who reaches out to cases, close contacts, and other members of the community impacted by COVID-19 that were identified as having challenges associated with the pandemic including, but not limited to, managing work or school, social isolation, mental health, and resource navigation. During this two-week period, the Resilience Ambassadors identified fifteen individuals, families, or organizational groups that could benefit from their services and have done several community events.

#### Quad-County Area Demographics

Across the Quad-County area (Carson City, Douglas, Lyon, and Storey Counties), there were 191 new COVID-19 cases in the two-week period from May 2 – May 15, 2021. This a twenty-three percent decrease from the previously reported two-week period. The daily cases reported, based on a seven-day average, over this two-week period was thirteen (Graph 1). This indicates that, on average, there have been thirteen new cases each day throughout the Quad-County area.

Oftentimes lab reports are received with incomplete data and our survey data is on a delay. As such, the following demographic data

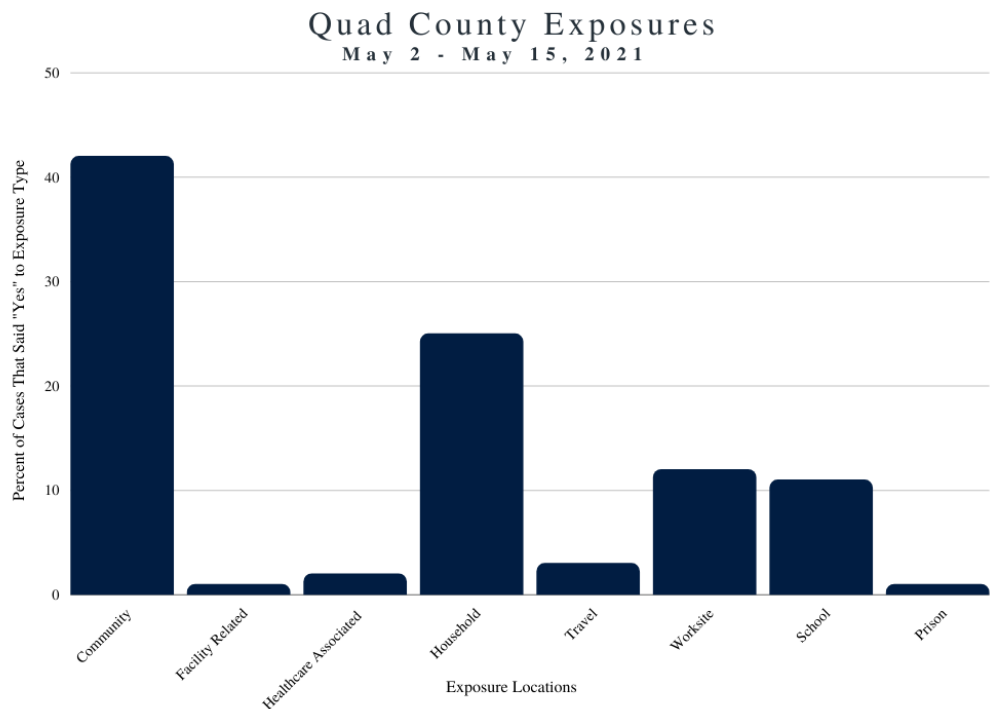
has a significant percentage of unknown or missing information. The average age across all counties was forty-one years old with a range of one years old to eighty-eight years old. Fifty-two percent of cases were female, and forty-eight percent were male. Of the cases that reported their race, eighty-two percent were reported as



White, eleven percent of cases were reported as other, one percent reported American Indian or Alaskan Native, less than one percent reported Native Hawaiian or other Pacific Islander, four percent reported as Asian, and less than one percent reported as Black or African American. Of those who reported their ethnicity, sixty-four percent reported as Non-Hispanic or Latino/a, fourteen percent reported as Hispanic or Latino/a, and less than one percent preferred not to answer. There were five known hospitalizations across all counties during this two-week period. There was no percent increase from the previous two-week period. According to the Nevada Hospital Association report on May 12, 2021, hospitalizations have remained stable in Northern Nevada. Ventilator use as well as ICU occupancy continues to remain low. There was a twenty decrease from the previous week. There were no COVID-19 deaths across the four counties. Morbidity data is often delayed, so this number only represents the data that has been made available for this two-week period.

### Quad-County Area Exposure

Among cases with complete information, the most common, known COVID-19 exposures were community, household, and worksite (Graph 2). Cases can have more than one exposure. The information on the graph and below indicates the percentage of cases that said “yes” to each question, independently. Approximately forty-two percent of cases had related community exposure. This can be family gatherings, weddings, funerals, birthday parties, political events, or any other similar activity. Community



Graph 2: Case Exposures

exposure, as defined by the state, also refers to individuals that did not know where they were exposed. Twenty-five percent of cases had household exposure, indicating that the transmission occurred within the immediate household. Twelve percent of cases had exposure at work.

### Quad-County Area Schools

Carson City, Douglas County, and Lyon County school districts are using the Abbott BinaxNOW, a rapid antigen test that detects a specific viral antigen for the virus that causes COVID-19. In alignment with the CDC guidance, schools are utilizing the BinaxNOW for faculty and students to quickly isolate positive individuals and end quarantine for close contacts after seven days. School cases represented in this report are PCR, molecular positive cases and the Abbott BinaxNOW test.

There were fifteen student case investigations completed from May 2 – May 15, 2021, a twenty percent decrease from the previous two-week period. Of these student cases, eighty-seven percent attended school during their infectious period. There was also one school faculty case who attended school while infectious. Our school biostatistician works closely with schools to help with contact tracing, case surveillance, and the implementation of mitigation strategies.

## COVID-19 Variants of Concern

The Nevada State Public Health Laboratory (NSPHL) conducts genome sequencing from a sample of confirmed COVID-19 cases as part of disease surveillance which helps identify new and emerging variants. The emergence of new variants is a natural occurrence in infectious diseases. According to the CDC, there are currently five COVID-19 variants of concern across the United States. Knowledge of emerging SARS-CoV-2 variants is quickly evolving, however there is evidence indicating that these variants are more transmissible. According to the NSPHL, B.1.1.7, also known as the United Kingdom (U.K.) variant, is the most prevalent SARS-CoV-2 variant among all the samples sequences in Nevada. The Quad-County reported five B.1.1.7 variant case from May 2– May 15, 2021. Data is often delayed due to the sequencing processes. Additionally, sequencing is conducted using only samples submitted to the NSPHL, which may not always include commercial laboratory samples and does not include Abbott BinaxNOW tests.

## Douglas County Surveillance Summary

From May 2 – May 15, 2021, there were sixty-three confirmed cases reported in Douglas County. This represents approximately thirty percent of all Quad-County cases during this two-week period and is a five percent increase from the previous two-week period. The daily cases reported, based on a seven-day average, over this two-week period was five. This indicates that, on average, there have been five new cases each day throughout Douglas County. Fifty-eight percent of cases were female, and forty-two percent were male. The average age of Douglas County cases was forty-one years old.

## Douglas County Schools

There were seven student case investigations completed from May 2 – May 15, 2021. Of these student cases, one hundred percent attended school during their infectious period. There was one school faculty member that tested positive for COVID-19 and attended school while infectious.

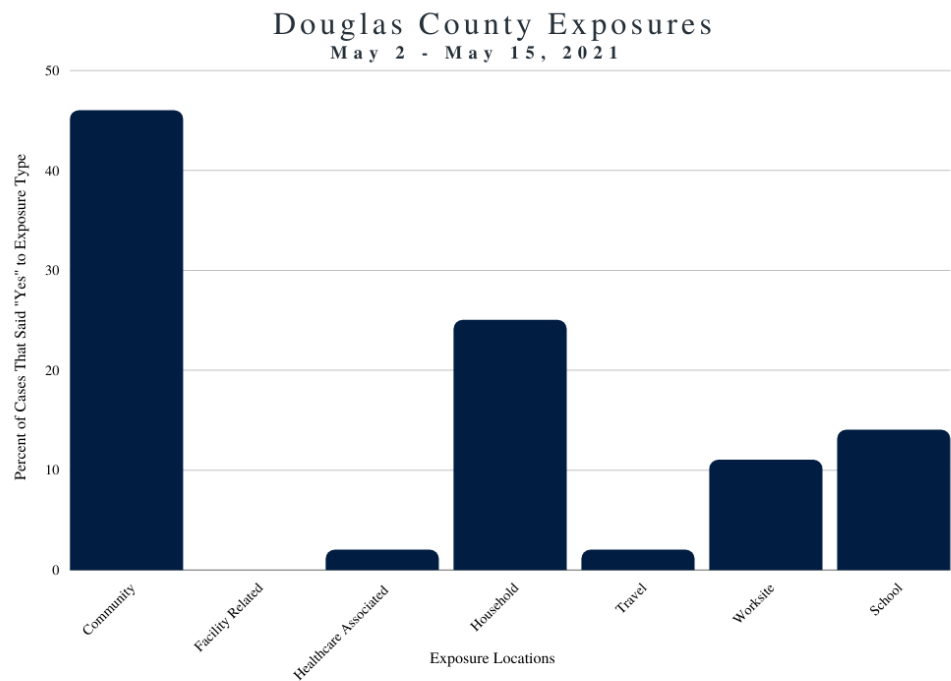
## Douglas County Exposure

Of those with known exposures, forty-six percent were exposed in the community. Twenty-five percent of cases were exposed to someone in their household that had tested positive for COVID-19. The graph shows more information on Douglas County exposures (Graph 3). Just as above, exposure questions are independent, meaning an individual can answer “yes” to more than one exposure type.

CCHHS’s COVID-19

Epidemiologist is working closely with the state and the facilities to track the

transmission and ensure mitigation efforts are in place. Transmission trends are challenging to track or predict.



Graph 3: Case Exposures