



COVID-19 Surveillance Summary

Douglas County

January 10 – 23, 2021

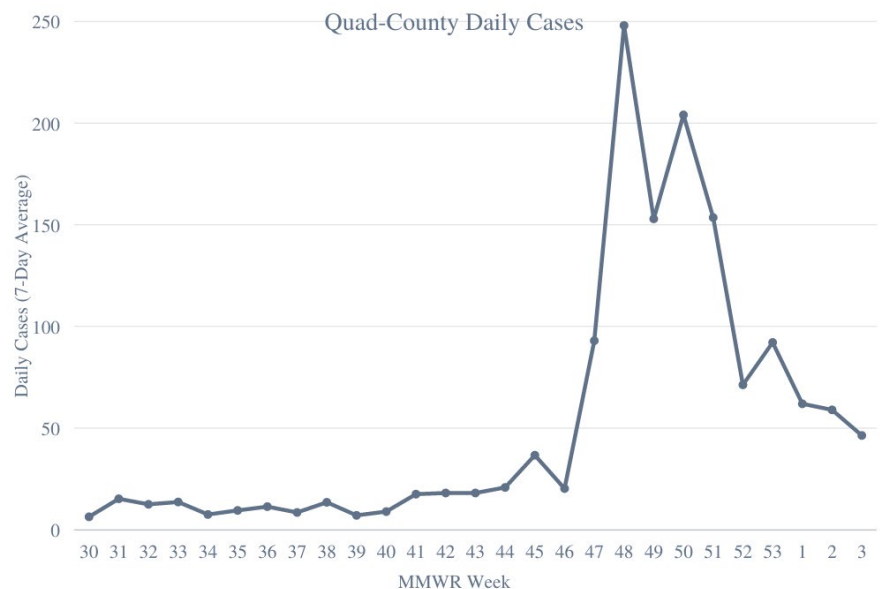
Contact Tracing and Disease Investigation Update

On January 6, 2021, Carson City Health and Human Services began the second phase of a new disease investigation process. We now initiate the survey during our positive notification. This has allowed our investigation team to notify individuals of their positive result as well as collect essential data for reporting in a timelier manner. Since the initiation of this new phase, we have made successful attempts to contact eighty-two percent of new cases within twenty-four hours of reporting. This is a slight decrease from previous weeks due to a backlog of unreported cases from long-term care facilities. We receive their laboratory results with missing information required to either contact the case or report them to the state.

As of January 22, 2021, the CCHHS Investigations team has attempted contact with all current and historic cases, excluding those that are inmates at correctional centers, residents of long-term care facilities, or have out of service or incorrect contact information. Our team continues to gather information for these cases by coordinating with correctional centers, facilities, and healthcare providers. The information reported here is based on preliminary laboratory findings and completed survey investigations and does not necessarily represent all cases during this two-week period.

Quad-County Area Demographics

Across the Quad-County area (Carson City, Douglas, Lyon, and Storey Counties), there were 741 new COVID-19 cases in the two-week period from January 10 – 23, 2021, a thirteen percent decrease from the previously reported two-week period. The daily cases reported, based on a seven-day average, over this two-week period was fifty-three (Graph 1). This indicates that, on average, there have been fifty-three new cases each day throughout the Quad-County area. This case decrease is due, in part, to a decrease in testing, but also represents a continued downward trend of new COVID-19 cases.

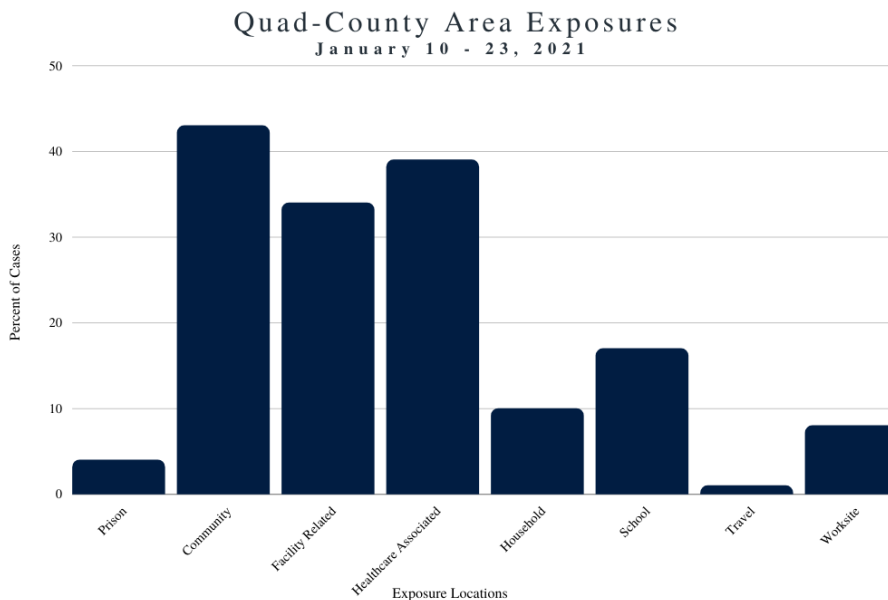


Graph 1: 7-day Average per Week

Oftentimes lab reports are received with incomplete data and our survey data is on a delay. As such, the following demographic data has a significant percentage of unknown or missing information. The average age across all counties was forty-six years old with a range of less than a year old to one hundred and two years old. Fifty-three percent of cases were female, and forty-seven percent were male. Of the cases that reported their race, eighty-one percent were reported as White, twelve percent cases were reported as other, two percent were reported as American Indian, one percent were reported as Asian, one percent reported as Native Hawaiian or Other Pacific Islander, and two percent were reported as Black or African American. Of those who reported their ethnicity, sixty-nine percent reported as Non-Hispanic or Latino/a, twenty-nine percent reported as Hispanic or Latino/a, and two percent preferred not to answer. According to the Nevada Hospital Association report on January 22, 2021, thirteen percent of staffed hospital beds in the Quad-County region were occupied due to confirmed COVID-19 cases, no change from the previous week. There were twenty-one deaths across the four counties; a slight decrease from the previous two-week period. Although the new daily cases continue to decrease, Quad-County area deaths continue to remain high.

Quad-County Area Exposure

Following state approval, our investigation process now collects data more efficiently. CCHHS reduced the number of exposure questions and, instead, prioritize information based on clusters and outbreaks. There were outbreaks at nine long-term care facilities and two home healthcare organizations that resulted in a number of hospitalizations and deaths. The state has assigned several coordinators to work directly with facilities in order to track cases as well as implement mitigation strategies. Facility and healthcare associated cases accounted for fourteen percent of all Quad-County area cases.



Graph 2: Case Exposures

Of cases with complete information, the most common, known COVID-19 exposures were facility or healthcare associated and community related (Graph 2). Cases can have more than one exposure. The information on the graph and below indicates the percentage of cases that said “yes” to each question, independently. Approximately thirty-four percent of known case exposures were related to long-term care or skilled nursing facilities. Forty-three percent were related to community exposure. This can be family

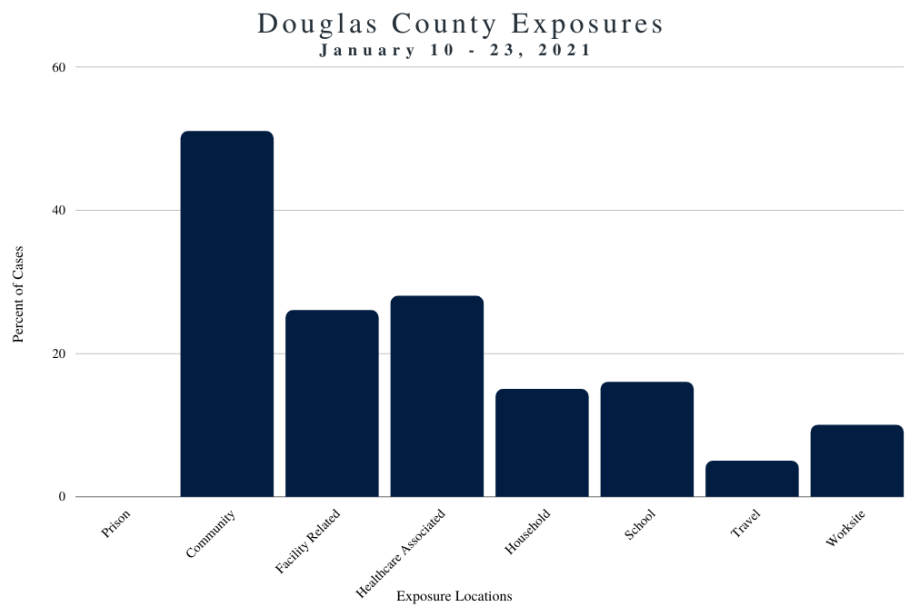
gatherings, weddings, funerals, birthday parties, political events, or any other similar activity. Community exposure, as defined by the state, also refers to individuals that did not know where they were exposed. Ten percent were household cases, indicating that the transmission occurred within the immediate household. There were thirty-four student case investigations completed from January 10 – 23, 2021. Of these student cases, forty-seven percent attended school during their infectious period.

There were fourteen faculty cases, of whom seventy-nine percent attended school while infectious. Our school biostatistician works closely with schools to help with contact tracing, case surveillance, and the implementation of mitigation strategies.

Douglas County Surveillance Summary

From January 10 – 23, 2021 there were 196 confirmed cases reported in Douglas County. This represents approximately twenty-six percent of all Quad-County cases during this two-week period and is a six percent decrease from the previous two-week period. The decrease indicates a trend in decreased transmission as well as a decrease in testing. The daily cases reported, based on a seven-day average, over this two-week period was fourteen. This indicates that, on average, there have been fourteen new cases each day throughout Douglas County. Fifty-three percent of cases were male, and forty-seven percent were female. The average age of Douglas County cases was forty-seven years old. There were four known hospitalizations among Douglas County cases. Sixty-two percent of cases were employed (or employed within the last thirty days). There were six students that tested positive for COVID-19 during this two-week period. Of those student cases, thirty-three percent attended school during their infectious period. Additionally, there were four faculty members that tested positive, two of whom were at school while infectious (50%).

There were seventeen skilled nursing or long-term care facility-related cases during this period, accounting for twenty-six percent of known exposures. Facility-related exposure includes both residents and employees of long term and skilled nursing facilities. Community exposure accounted for fifty-one percent of known exposures. The graph shows more information on Douglas County exposures (Graph 3). Just as above, exposure questions are independent, meaning an individual can answer “yes” to more than one exposure type.



Graph 3: Case Exposures

Transmission trends are challenging to track or predict given the current upswing in cases and missing data, however, continued decreases in cases could be due to a plateau or decline in transmission rates. Due to this, Carson City Health and Human Services continues to promote messages regarding safe practices, social-distancing, vaccinations, and testing.