



COVID-19 Surveillance Summary

Douglas County

February 7 – 20, 2021

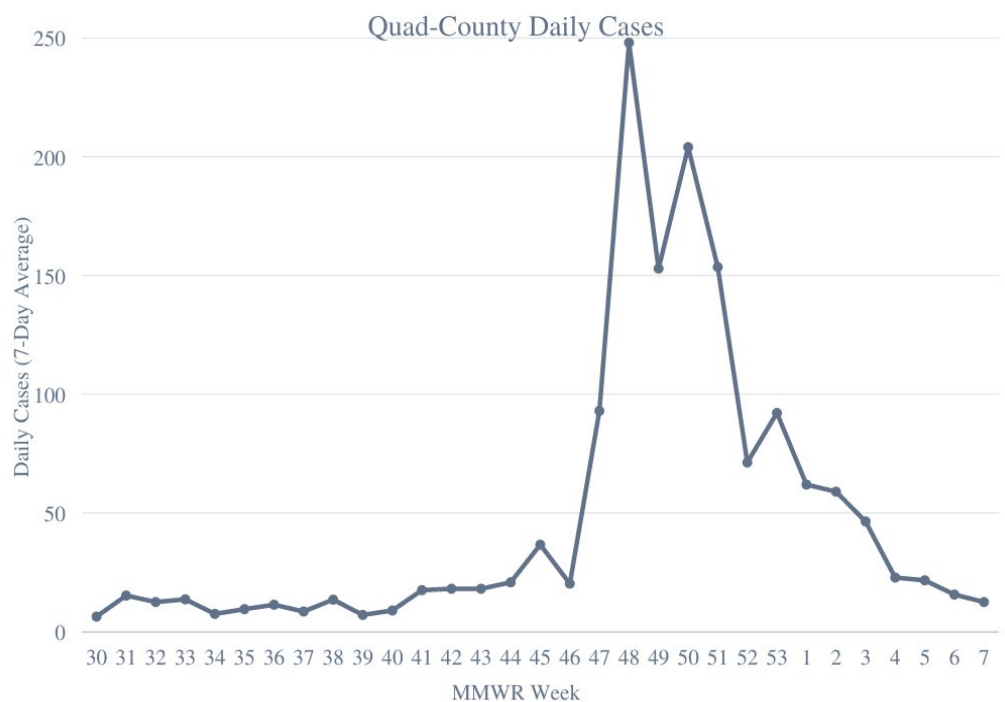
Contact Tracing and Disease Investigation Update

From February 7 – 20, 2021, the Carson City Health and Human Services COVID-19 Disease Investigation Team was able to attempt contact with ninety-nine percent of cases and successfully contact eighty-five percent within twenty-four hours. The Investigation Team also reintroduced a more expanded investigation to collect information such as symptomology, medical history, and refocused exposure questions. As always, the information reported here is based on preliminary laboratory findings and completed survey investigations and does not necessarily represent all cases during this two-week period.

CCHHS also began partnering with the Nevada Resilience Project, who reaches out to cases, close contacts, and other members of the community impacted by COVID-19 that were identified as having challenges associated with the pandemic including, but not limited to, managing work or school, social isolation, mental health, and resource navigation. Since the start of this partnership, the Resilience Ambassadors identified 161 individuals, families, or organizational groups that could benefit from their services.

Quad-County Area Demographics

Across the Quad-County area (Carson City, Douglas, Lyon, and Storey Counties), there were 198 new COVID-19 cases in the two-week period from February 7 – 20, 2021, a twenty-four percent decrease from the previously reported two-week period. The daily cases reported, based on a seven-day average, over this two-week period was fourteen (Graph 1). This indicates that, on average, there have been fourteen new cases each day throughout the Quad-County area. This case decrease is due, in part, to a decrease in testing, but also represents a continued downward trend of new COVID-19 cases.



Graph 1: 7-day Average per Week

Statewide, Nevada has been reporting decreased transmission. This, in combination with tireless vaccination efforts, will continue to drive the state towards fewer new cases and decreased hospitalizations.

Oftentimes lab reports are received with incomplete data and our survey data is on a delay. As such, the following demographic data has a significant percentage of unknown or missing information. The average age across all counties was forty-six years old with a range of one year old to eighty-seven years old. Forty-eight percent of cases were female, and fifty-two percent were male. Of the cases that reported their race, seventy-one percent were reported as White, twenty-three percent cases were reported as other, three percent were reported as American Indian, one percent preferred not to answer, one percent were reported as Asian, and one percent were reported as Native Hawaiian or Pacific Islander. Of those who reported their ethnicity, seventy-one percent reported as Non-Hispanic or Latino/a, twenty-eight percent reported as Hispanic or Latino/a, and one percent preferred not to answer. There were seven known hospitalizations across all counties during this two-week period. According to the Nevada Hospital Association report on February 19, 2021, hospitalizations in the Quad-County area have continued to decrease. Ventilator use as well as ICU occupancy due to COVID-19 have also decreased significantly. There was one death across the four counties. Morbidity data is often delayed, so this number is an estimate for that period of time, however, conveys the dramatic decrease in clinical impacts of COVID-19 in the community.

Quad-County Area Exposure

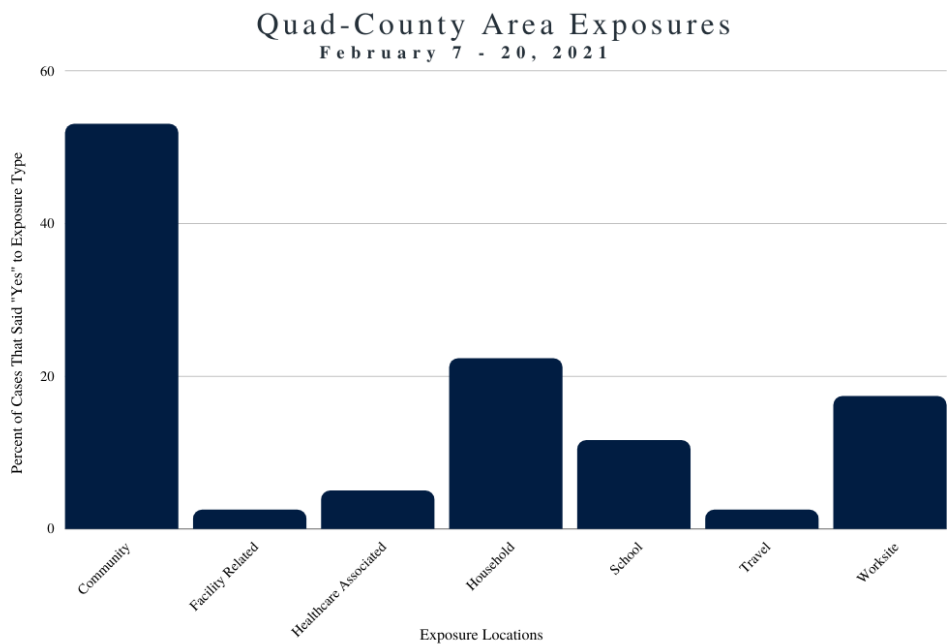
Beginning February 10, 2021, our investigations team began conducting more robust investigations including information on medical history, symptomology, and more specific exposure questions. This will allow our agency to look at symptomology due to possible variants, reinfections, the effects of comorbidities, and analyze more expansive exposure data.

Among cases with complete information, the most common, known COVID-19 exposures were community, household, and worksite (Graph 2). Cases can have more than one exposure. The information on the graph and below indicates the percentage of cases that said “yes” to each question, independently. Approximately fifty-three percent of known case exposures were related community exposure. This can be family gatherings, weddings, funerals, birthday parties, political events, or any other similar activity.

Community exposure, as defined by the state, also refers to individuals that did not know where they were exposed. Twenty-two percent were household cases, indicating that the transmission occurred within the immediate household.

Quad-County Area Schools

There were eleven student case investigations completed from February 7 – 20, 2021. Of these student cases, forty-five percent attended school during their infectious period. There were three school faculty cases, of whom two attended school while infectious. Our school biostatistician works closely with schools to help with contact tracing, case surveillance, and the implementation of mitigation strategies.



Graph 2: Case Exposures

Douglas County Surveillance Summary

From February 7 – 20, 2021, there were fifty-nine confirmed cases reported in Douglas County. This represents approximately thirty percent of all Quad-County cases during this two-week period and is a twenty-one percent decrease from the previous two-week period. The decrease indicates a trend in decreased transmission as well as a decrease in testing. The daily cases reported, based on a seven-day average, over this two-week period was four. This indicates that, on average, there have been four new cases each day throughout Douglas County. Forty-nine percent of cases were female, and fifty-one percent were male. The average age of Douglas County cases was forty-eight years old. There were two known hospitalizations among Douglas County cases. Fifty-six percent of cases were employed (or employed within the last thirty days).

Douglas County Schools

There were four student case investigations completed from February 7 – 20, 2021. Of these student cases, twenty-five percent attended school during their infectious period. There were no faculty cases during this two-week period.

Douglas County Exposure

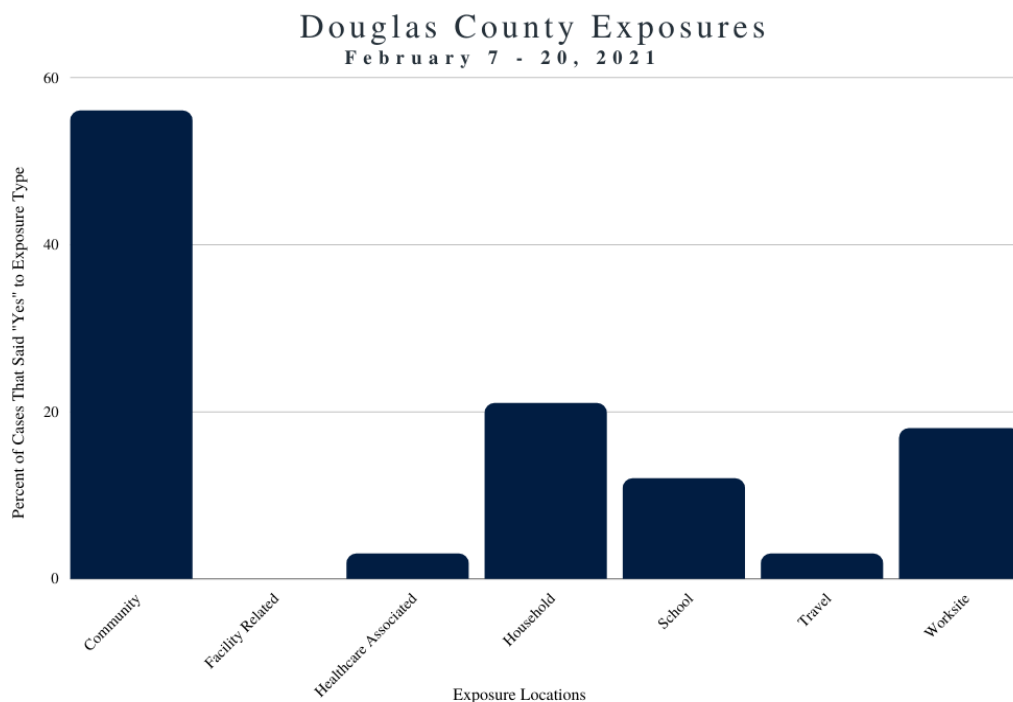
Community exposure accounted for fifty-six percent of known exposures.

Household exposure accounted for twenty-one percent of known exposures.

The graph shows more information on Douglas County exposures (Graph 3).

Just as above, exposure questions are independent, meaning an individual can answer “yes” to more than one exposure type.

Transmission trends are challenging to track or predict. Due to this, Carson City Health and Human Services continues to promote messages regarding safe practices, social-distancing, vaccinations, and testing.



Graph 3: Case Exposures