



## COVID-19 Surveillance Summary

### Douglas County

December 27, 2020 – January 9, 2021

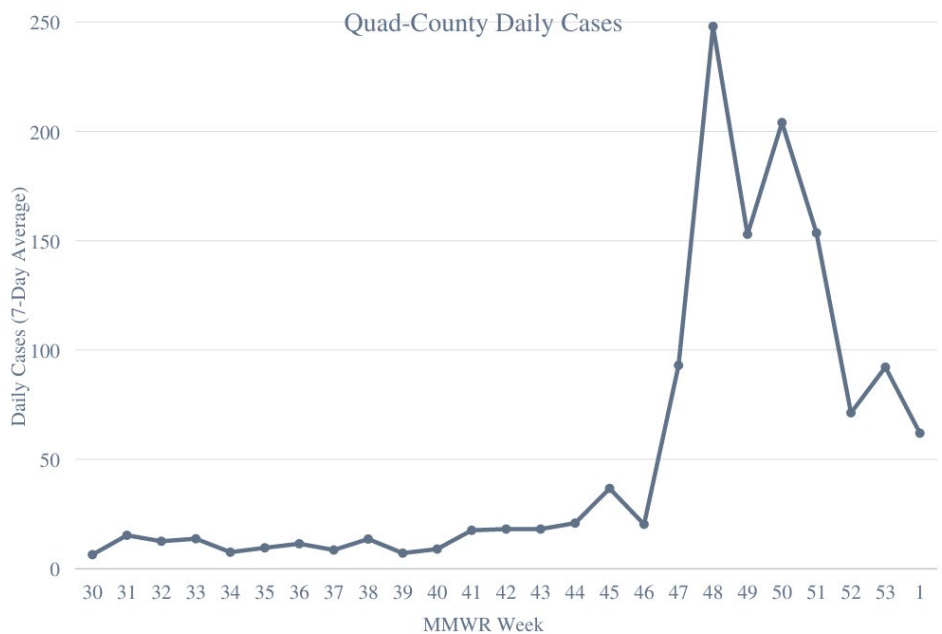
#### Contact Tracing and Disease Investigation Update

On January 6, 2021, Carson City Health and Human Services began the second phase of a new disease investigation process. We now initiate the survey during our positive notification. This allows our investigation team to notify individuals of their positive result as well as collect essential data for reporting within twenty-four hours. Since the initiation of this new phase, we have made successful attempts to contact ninety-nine percent of new cases within twenty-four hours. We continue to e-mail the cases the approved survey to collect more detailed information about exposure, symptoms, close contacts, and vaccinations.

We continue to send surveys to older cases to collect historic data to continue analyzing disease trends. The information reported here is based on preliminary laboratory findings and completed survey investigations and does not necessarily represent all cases during this two-week period.

#### Quad-County Area Demographics

Across the Quad-County area (Carson City, Douglas, Lyon, and Storey Counties), there were 1,085 new COVID-19 cases in the two-week period from December 27, 2020 – January 9, 2021, an eight percent decrease from the previously reported two-week period. The daily cases reported, based on a seven-day average, over this two-week period was seventy-eight (Graph 1). This indicates that, on average, there have been seventy-eight new cases each day throughout the Quad-County area. This case decrease is due, in part, to a



Graph 1: 7-day Average per Week

dramatic decrease in prison cases, but could also represent a downward trend in new daily cases.

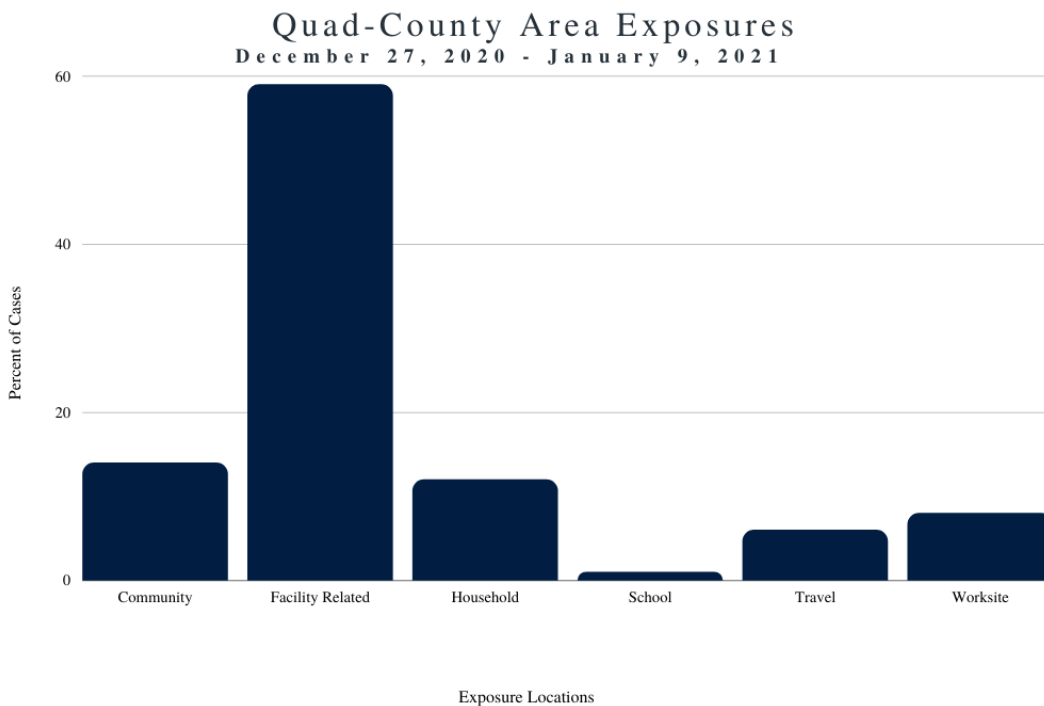
Oftentimes lab reports are received with incomplete data and our survey data is on a delay. As such, the following demographic data has a significant percentage of unknown or missing information. The average age across all counties was forty-eight years old with a range of less than a year old to ninety-

eight years old. Fifty-one percent of cases were female, forty-eight percent were male, and one percent were unknown. Of the cases that reported their race, eighty-four percent were reported as White, ten percent cases were reported as other, two percent were reported as American Indian, one percent were reported as Asian, one percent reported as Native Hawaiian or Other Pacific Islander, and two percent were reported as Black or African American. Of those who reported their ethnicity, eighty-two percent reported as Non-Hispanic or Latino/a, and eighteen percent reported as Hispanic or Latino/a.

According to the Nevada Hospital Association report on January 7, 2021, twenty-eight percent of staffed hospital beds in the Quad-County region were occupied due to confirmed COVID-19 cases, a slight increase from the previous week. There were twenty-three deaths across the four counties; the most reported in any two-week period.

### Quad-County Area Exposure

Following state approval, our investigation process now collects data more efficiently. CCHHS reduced the number of exposure questions and, instead, prioritize information based on clusters and outbreaks. There were outbreaks at six long-term care facility that resulted in a number of hospitalizations and deaths. We also reported eighty-seven prison-related cases (including inmates, employees, and family of employees), accounting for eight percent of all cases reported during this two-week period. Of cases with complete information, the most common, known COVID-19 exposures (excluding prison-related cases) were facility-related, community, and household (Graph 2).



Graph 2: Case Exposures

Excluding prison-related cases, approximately fifty-nine percent of case exposures were related to long-term care or skilled nursing facilities. Fourteen percent were related to community exposure. This can be family gatherings, weddings, funerals, birthday parties, political events, or any other similar activity. Twelve percent were household cases, indicating that the transmission occurred

within the immediate household. There were fifty-seven student case investigations completed from December 27 – January 9, 2021. These include public, private, charter schools as well as university and preschools, and not all attended school while infectious.

## Douglas County Surveillance Summary

From December 27, 2020 – January 9, 2021 there were 245 confirmed cases reported in Douglas County. This represents approximately twenty-two percent of all Quad-County cases during this two-week period and is an eighteen percent decrease from the previous two-week period. The decrease could indicate a plateau or decrease in new transmission. The daily cases reported, based on a seven-day average, over this two-week period was seventeen. This indicates that, on average, there have been seventeen new cases each day throughout Douglas County. Forty-five percent of cases were male, fifty-four percent were female, and one percent were unknown. The average age of Douglas County cases was forty-nine years old. There were nineteen students that tested positive for COVID-19 during this two-week period. Our school biostatistician continues to work closely with Douglas County schools to help slow the spread and follow the most recent CDC and state guidance.

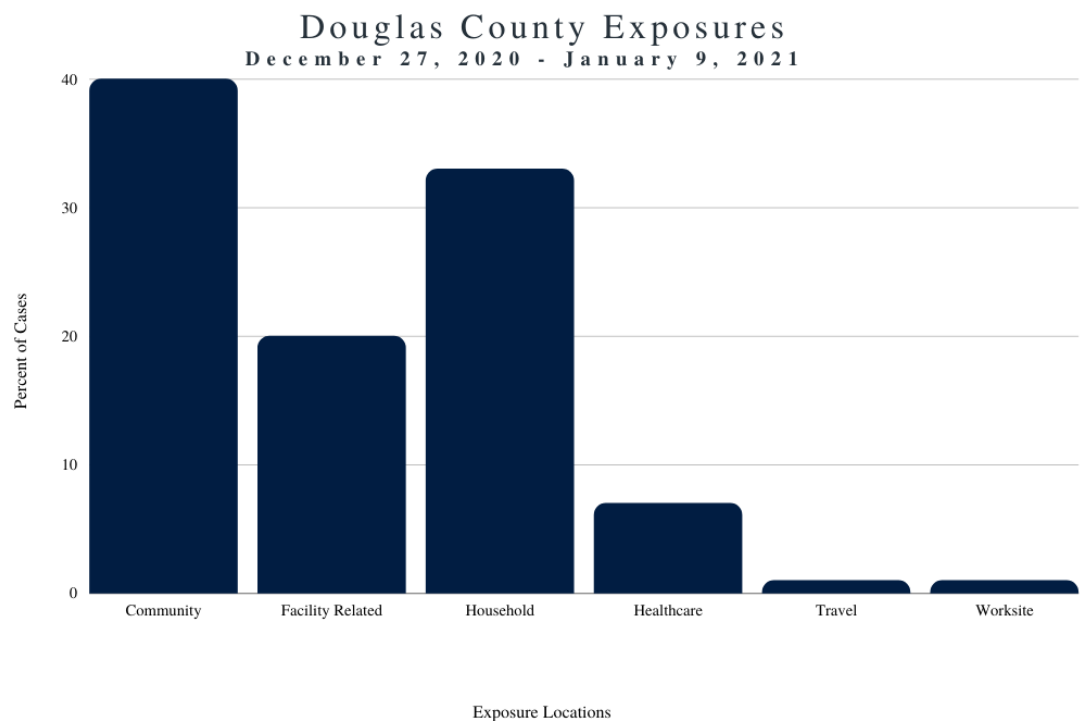
Approximately forty percent of known exposures were community related.

Thirty-three percent were household related, and twenty percent were facility related. (Graph 3).

Facility-related exposure includes both residents and employees of long term and skilled nursing facilities.

Transmission trends are challenging to track or predict given the current upswing in cases and missing

data. Due to this, Carson City Health and Human Services continues to promote messages regarding safe practices, social-distancing, and testing.



Graph 3: Case Exposures