



COVID-19 Surveillance Summary

Lyon County

March 7 – 20, 2021

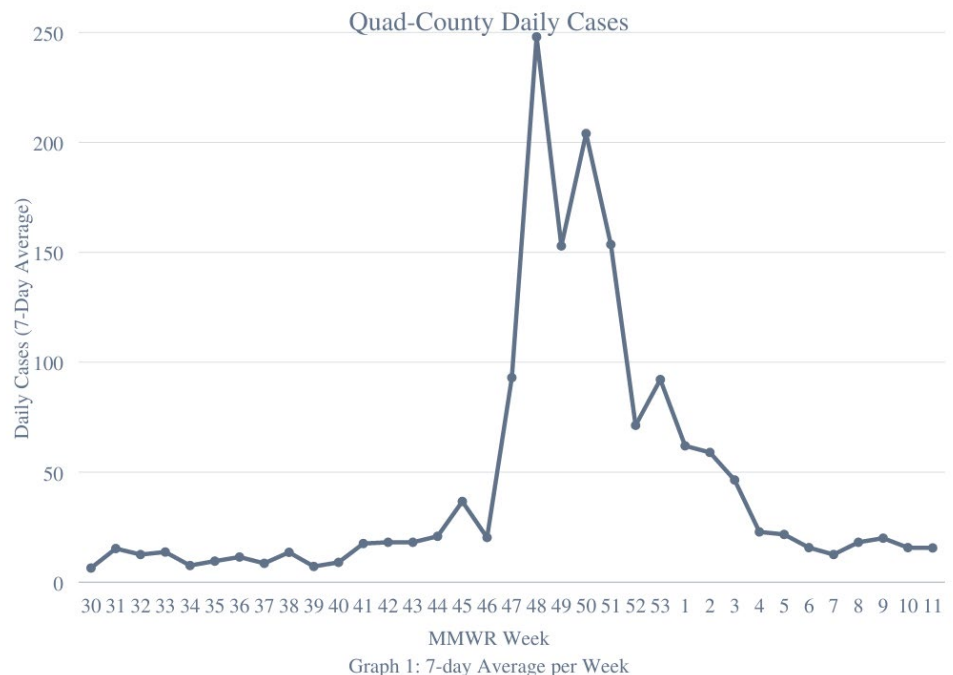
Contact Tracing and Disease Investigation Update

From March 7 - 20, 2021, the Carson City Health and Human Services COVID-19 Disease Investigation Team was able to attempt contact with ninety-nine percent of cases and successfully contact eighty-four percent within twenty-four hours. The Investigation Team continued utilizing the more expanded investigation to collect information such as symptomology, medical history, and refocused exposure questions. As always, the information reported here is based on preliminary laboratory findings and completed survey investigations and does not necessarily represent all cases during this two-week period.

CCHHS continues to partner with the Nevada Resilience Project, who reaches out to cases, close contacts, and other members of the community impacted by COVID-19 that were identified as having challenges associated with the pandemic including, but not limited to, managing work or school, social isolation, mental health, and resource navigation. During this two-week period, the Resilience Ambassadors identified sixteen individuals, families, or organizational groups that could benefit from their services.

Quad-County Area Demographics

Across the Quad-County area (Carson City, Douglas, Lyon, and Storey Counties), there were 219 new COVID-19 cases in the two-week period from March 7 - 20, 2021, a thirteen percent decrease from the previously reported two-week period. The daily cases reported, based on a seven-day average, over this two-week period was sixteen (Graph 1). This indicates that, on average, there have been sixteen new cases each day throughout the Quad-County area.



Oftentimes lab reports are received with incomplete data and our survey data is on a delay. As such, the following demographic data has a significant percentage of unknown or missing information. The average age across all counties was forty-five years old with a range of less than one years old to ninety-three years old. Fifty-two percent of cases were female, and forty-eight percent were male. Of the cases that reported their race, seventy-nine percent were reported as White, fourteen percent cases were reported as other, three percent were reported as American Indian or Alaskan Native, one percent were reported as Black or African American, two percent were reported as Asian, and one percent reported as Native Hawaiian or

Other Pacific Islander. Of those who reported their ethnicity, eighty-four percent reported as Non-Hispanic or Latino/a, and sixteen percent reported as Hispanic or Latino/a. There were four known hospitalizations across all counties during this two-week period, a fifty percent reduction from the previous two-week period.

According to the Nevada Hospital Association report on March 19, 2021, hospitalizations in the Quad-County area have continued to decrease. Ventilator use as well as ICU occupancy due to COVID-19 have also decreased significantly. There were no deaths reported across the four counties. Morbidity data is often delayed, so this number only represents the data that has been made available for this two-week period.

Quad-County Area Exposure

Beginning February 10, 2021, our investigations team began conducting more robust investigations including information on medical history, symptomology, and more specific exposure questions. This will allow our agency to look at symptomology due to possible variants, reinfections, the effects of comorbidities, and analyze more expansive exposure data.

Among cases with complete information, the most common, known COVID-19 exposures were community, household, and healthcare associated (Graph 2). Cases can have more than one exposure. The information on the graph and below indicates the percentage of cases that said “yes” to each question, independently.

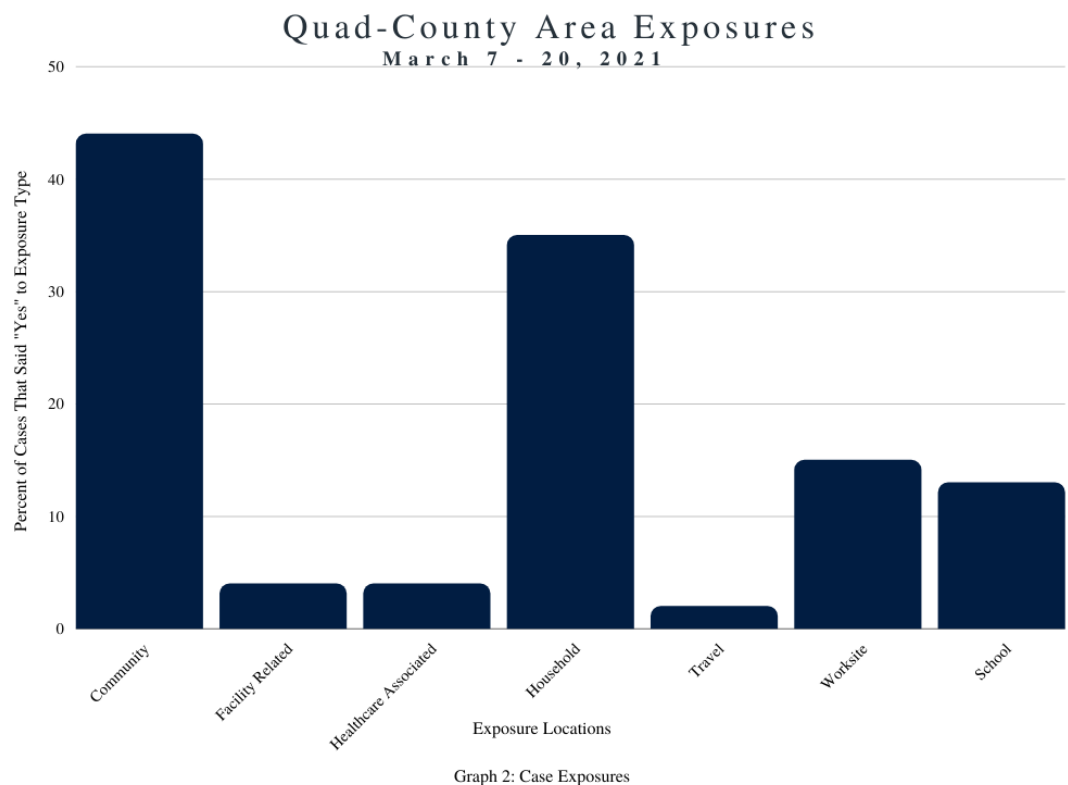
Approximately forty-four percent of case had related community exposure. This can be

family gatherings, weddings, funerals, birthday parties, political events, or any other similar activity.

Community exposure, as defined by the state, also refers to individuals that did not know where they were exposed. Thirty-five percent of cases had household exposure, indicating that the transmission occurred within the immediate household. Fifteen percent of cases had work related exposure, a slight decrease from the previous two-week period.

Quad-County Area Schools

Carson City, Douglas County, and Lyon County school districts are using the Abbott BinaxNOW, a rapid antigen test that detects a specific viral antigen for the virus that causes COVID-19. The BinaxNOW had shown high specificity (99-100%) and sensitivity (93-98.6%) in several settings. In alignment with the CDC guidance, schools are utilizing the BinaxNOW for faculty and students to quickly isolate positive individuals and end quarantine for close contacts after seven days. Since the implementation of the BinaxNOW, faculty and students who attend school while infections continuous to decrease. Along with strictly following mitigation strategies



recommend by the CDC and Nevada Department of Health and Human Services, the BinaxNOW as allowed for timely contact tracing and maximizing the time faculty and students can safely remain in school. School cases represented in this report are PCR, molecular positive cases and do not represent those that have tested only using the BinaxNOW test.

There were eighteen student case investigations completed from March 7 - 20, 2021. Of these student cases, seventy-two percent attended school during their infectious period. There were three school faculty cases, of whom all attended school while infectious. This is an increase in both student and school faculty cases as well as the percentage that attended while infectious. Our school biostatistician works closely with schools to help with contact tracing, case surveillance, and the implementation of mitigation strategies.

Lyon County Surveillance Summary

From March 7 - 20, 2021, there were sixty-six confirmed cases reported in Lyon County. This represents approximately thirty percent of all Quad-County cases during this two-week period and is a twenty percent decrease from the previous two-week period. The daily cases reported, based on a seven-day average, over this two-week period was five. This indicates that, on average, there have been five new cases each day throughout Lyon County. Forty-seven percent of cases were female, and fifty-three percent were male. The average age of Lyon County cases was forty-three years old.

Lyon County Schools

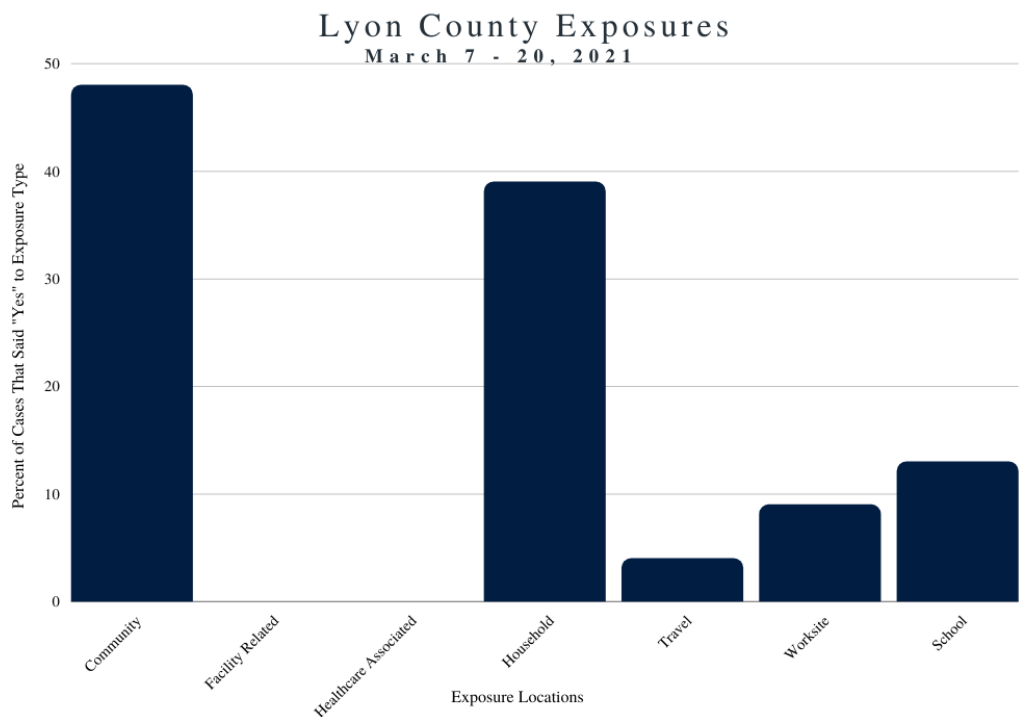
There were five student case investigations completed from March 7 - 20, 2021. Of these student cases, one hundred percent attended school during their infectious period. Additionally, there was one school faculty member that tested positive for COVID-19 and attended school while infectious.

Lyon County Exposure

Of those with known exposures, forty-eight percent were exposed in the community. Thirty-nine percent of cases were exposed to someone in their household that had tested positive for COVID-19. The graph shows more information on Lyon County exposures (Graph 3). Just as above, exposure questions are independent, meaning an individual can answer “yes” to more than one exposure type.

Transmission trends are challenging to track or predict. Due to this,

Carson City Health and Human Services continues to promote messages regarding safe practices, social-distancing, vaccinations, and testing.



Graph 3: Case Exposures