



COVID-19 Surveillance Summary

Lyon County

April 4 – April 17, 2021

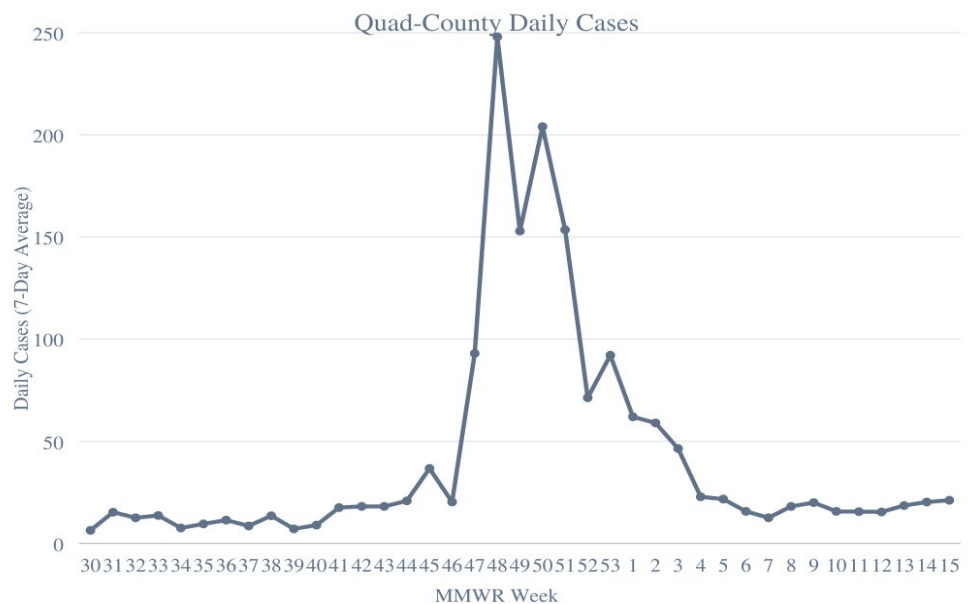
Contact Tracing and Disease Investigation Update

From April 4 – April 17, 2021, the Carson City Health and Human Services COVID-19 Disease Investigation Team was able to attempt contact with ninety nine percent of cases and successfully contact eighty-four percent within twenty-four hours. The Investigation Team continued utilizing the more expanded investigation to collect information such as symptomology, medical history, and refocused exposure questions. As always, the information reported here is based on preliminary laboratory findings and completed survey investigations and does not necessarily represent all cases during this two-week period.

CCHHS continues to partner with the Nevada Resilience Project, who reaches out to cases, close contacts, and other members of the community impacted by COVID-19 that were identified as having challenges associated with the pandemic including, but not limited to, managing work or school, social isolation, mental health, and resource navigation. During this two-week period, the Resilience Ambassadors identified fourteen individuals, families, or organizational groups that could benefit from their services and have done several community events.

Quad-County Area Demographics

Across the Quad-County area (Carson City, Douglas, Lyon, and Storey Counties), there were 290 new COVID-19 cases in the two-week period from April 4 – April 17, 2021, a seven percent increase from the previously reported two-week period. The daily cases reported, based on a seven-day average, over this two-week period was twenty (Graph 1). This indicates that, on average, there have been twenty new cases each day throughout the Quad-County area.



Oftentimes lab reports are received with incomplete data and our survey data is on a delay. As such, the following demographic data has a significant percentage of unknown or missing information. The average age across all counties was thirty-nine years old with a range of less than one years old to eighty-seven years old. Fifty-three percent of cases were female, and forty-six percent were male. Of the cases that reported their race, sixty-seven percent were reported as White, twenty-five percent of cases were reported as other, two percent reported American Indian or Alaskan Native, two percent

preferred not to answer, two percent reported as Asian, and one percent reported as Black or African American. Of those who reported their ethnicity, sixty-five percent reported as Non-Hispanic or Latino/a, thirty-four percent reported as Hispanic or Latino/a, and less than one percent preferred not to answer. There were four known hospitalizations across all counties during this two-week period, a two-case decrease from the previous two-week period. According to the Nevada Hospital Association report on April 14, 2021, hospitalizations have remained stable in Northern Nevada. Ventilator use as well as ICU occupancy continues to remain low. There has been a slight decrease from the previous two weeks. There were no COVID-19 deaths across the four counties. Morbidity data is often delayed, so this number only represents the data that has been made available for this two-week period.

Quad-County Area Exposure

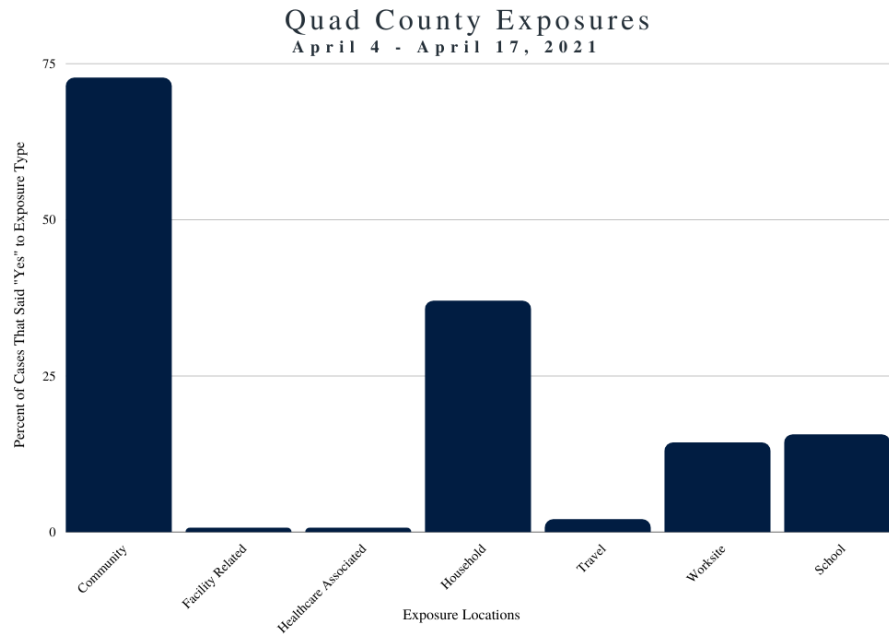
Among cases with complete information, the most common, known COVID-19 exposures were community, household, and healthcare associated (Graph 2). Cases can have more than one exposure. The information on the graph and below indicates the percentage of cases that said “yes” to each question, independently. Approximately seventy-two percent of case had related community exposure. This can be family gatherings, weddings, funerals, birthday parties, political events, or any other similar activity.

Community exposure, as defined by the state, also refers to individuals that did not know where they were exposed. Thirty-seven percent of cases had household exposure, indicating that the transmission occurred within the immediate household. Fourteen percent of cases had exposure at work.

Quad-County Area Schools

Carson City, Douglas County, and Lyon County school districts are using the Abbott BinaxNOW, a rapid antigen test that detects a specific viral antigen for the virus that causes COVID-19. In alignment with the CDC guidance, schools are utilizing the BinaxNOW for faculty and students to quickly isolate positive individuals and end quarantine for close contacts after seven days. School cases represented in this report are PCR, molecular positive cases and do not represent those that have tested only using the BinaxNOW test.

There were twenty-one student case investigations completed from April 4 – April 17, 2021, a nineteen percent increase from the previous two-week period. Of these student cases, eleven percent attended school during their infectious period. There was also three school faculty case who attended school while infectious. Our school biostatistician works closely with schools to help with contact tracing, case surveillance, and the implementation of mitigation strategies.



Graph 2: Case Exposures

COVID-19 Variants of Concern

The Nevada State Public Health Laboratory (NSPHL) conducts genome sequencing from a sample of confirmed COVID-19 cases as part of disease surveillance which helps identify new and emerging variants. The emergence of new variants is a natural occurrence in infectious diseases. According to the CDC, there are currently five COVID-19 variants of concern across the United States. Knowledge of emerging SARS-CoV-2 variants is quickly evolving, however there is evidence indicating that these variants are more transmissible. According to the NSPHL, B.1.1.7, also known as the United Kingdom (U.K.) variant, is the most prevalent SARS-CoV-2 variant among all the samples sequences in Nevada. The Quad-County reported eleven B.1.1.7 variant cases from April 4 – April 17, 2021. Data is often delayed due to the sequencing processes. Additionally, sequencing is conducted using only samples submitted to the NSPHL, which may not always include commercial laboratory samples and does not include Abbott BinaxNOW tests.

Lyon County Surveillance Summary

From April 4 – April 17, 2021, there were ninety-one confirmed cases reported in Lyon County. This represents approximately thirty-one percent of all Quad-County cases during this two-week period and is a nine percent increase from the previous two-week period. The daily cases reported, based on a seven-day average, over this two-week period was six. This indicates that, on average, there have been six new cases each day throughout Lyon County. Forty-nine percent of cases were female, and fifty-one percent were male. The average age of Lyon County cases was forty years old.

Lyon County Schools

There were four student case investigations completed from April 4 – April 17, 2021. Of these student cases, fifty percent attended school during their infectious period. Additionally, there were three school faculty members that tested positive for COVID-19 and thirty-three percent attended school while infectious.

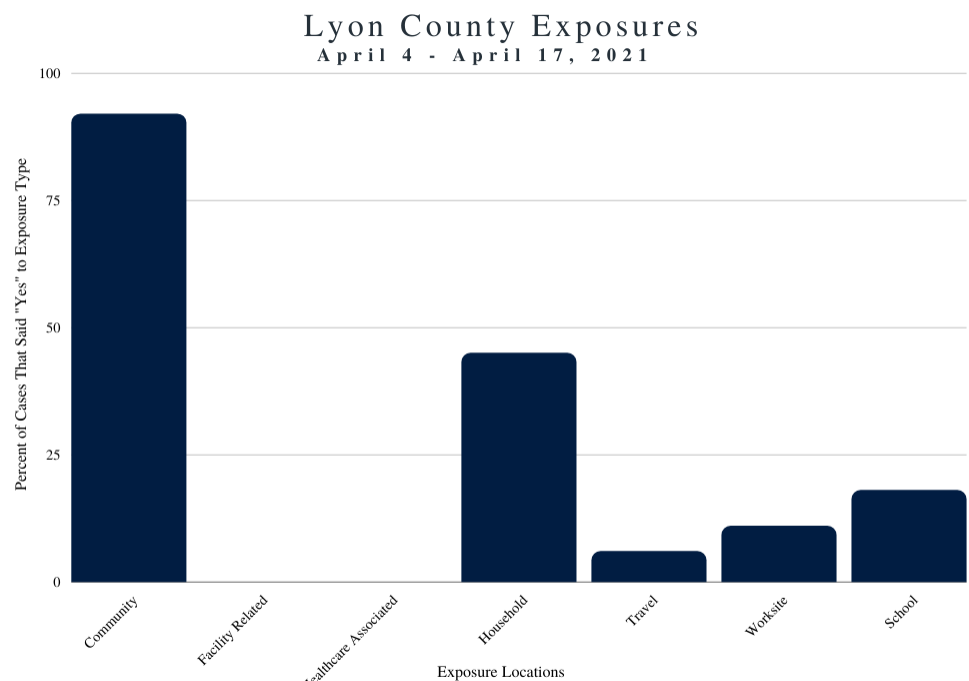
Lyon County Exposure

Of those with known exposures, ninety-two percent were exposed in the community. Forty-five percent of cases were exposed to someone in their household that had tested positive for COVID-19. The graph shows more information on Lyon County exposures (Graph 3). Just as above, exposure questions are independent, meaning an individual can answer “yes” to more than one exposure type.

CCHHS’s COVID-19

Epidemiologist is working closely with the state and the facilities to track the

transmission and ensure mitigation efforts are in place. Transmission trends are challenging to track or predict.



Graph 3: Case Exposures