



COVID-19 Surveillance Summary

Lyon County

May 16 – May 29, 2021

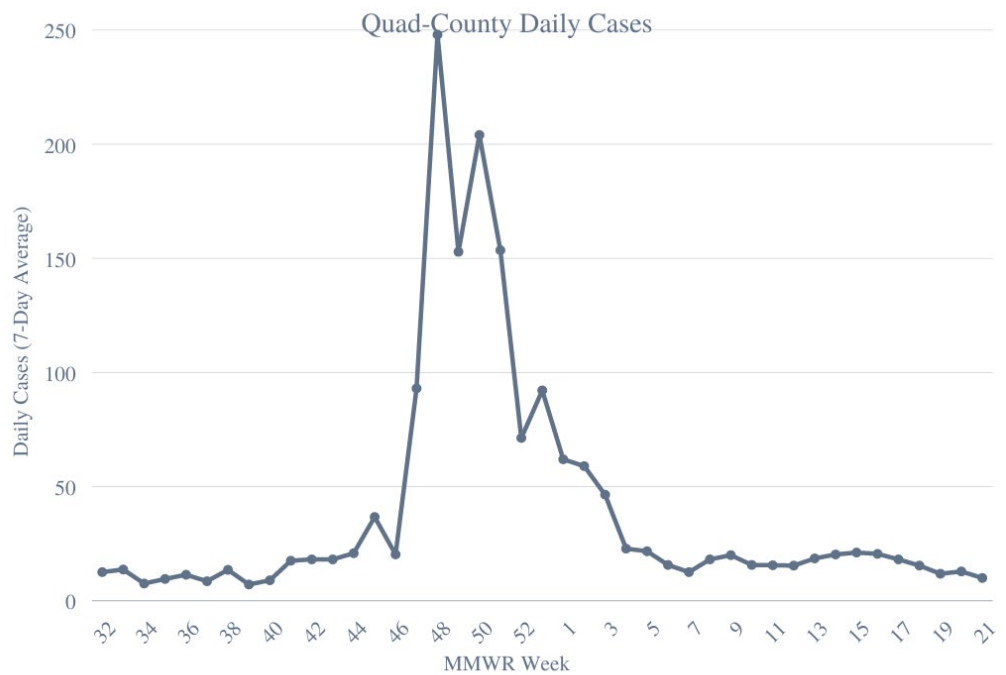
Contact Tracing and Disease Investigation Update

From May 16 – May 29, 2021, the Carson City Health and Human Services COVID-19 Disease Investigation Team was able to attempt contact with ninety-six percent of cases and successfully contact eighty-nine percent within twenty-four hours. The Investigation Team continued utilizing the more expanded investigation to collect information such as symptomology, medical history, and refocused exposure questions. As always, the information reported here is based on preliminary laboratory findings and completed survey investigations and does not necessarily represent all cases during this two-week period.

CCHHS continues to partner with the Nevada Resilience Project, who reaches out to cases, close contacts, and other members of the community impacted by COVID-19 that were identified as having challenges associated with the pandemic including, but not limited to, managing work or school, social isolation, mental health, and resource navigation. During this two-week period, the Resilience Ambassadors identified two individuals, families, or organizational groups that could benefit from their services and have done several community events.

Quad-County Area Demographics

Across the Quad-County area (Carson City, Douglas, Lyon, and Storey Counties), there were 149 new COVID-19 cases in the two-week period from May 16 – May 29, 2021. This a nine percent decrease from the previously reported two-week period. The daily cases reported, based on a seven-day average, over this two-week period was ten (Graph 1). This indicates that, on average, there have been ten new cases each day throughout the Quad-County area.



Graph 1: 7-day Average per Week

Oftentimes lab reports are received with incomplete data and our survey data is on a delay. As such, the following demographic data has a significant percentage of unknown or missing information. The average age across all counties was forty-three years old with a range of less than one years old to ninety years old. Forty-eight percent of cases were female, and fifty-two percent were male. Of the cases that reported their race, eighty-five percent were reported as White, eleven percent of cases were

reported as other, two percent reported American Indian or Alaskan Native, and less than one percent reported as Asian. Of those who reported their ethnicity, seventy-eight percent reported as Non-Hispanic or Latino/a, eighteen percent reported as Hispanic or Latino/a, and four percent preferred not to answer. There were eight known hospitalizations across all counties during this two-week period. There was thirteen percent increase from the previous two-week period. According to the Nevada Hospital Association report on May 26, 2021, hospitalizations continue to decline in Northern Nevada. Ventilator use as well as ICU occupancy continues to remain low. There was a no percent increase from the previous week. There was one COVID-19 death across the four counties. Morbidity data is often delayed, so this number only represents the data that has been made available for this two-week period.

Quad-County Area Exposure

Among cases with complete information, the most common, known COVID-19 exposures were community, household, and school (Graph 2). Cases can have more than one exposure. The information on the graph and below indicates the percentage of cases that said “yes” to each question, independently. Approximately forty-six percent of cases had related community exposure. This can be family gatherings, weddings, funerals, birthday parties, political events, or any other similar activity.

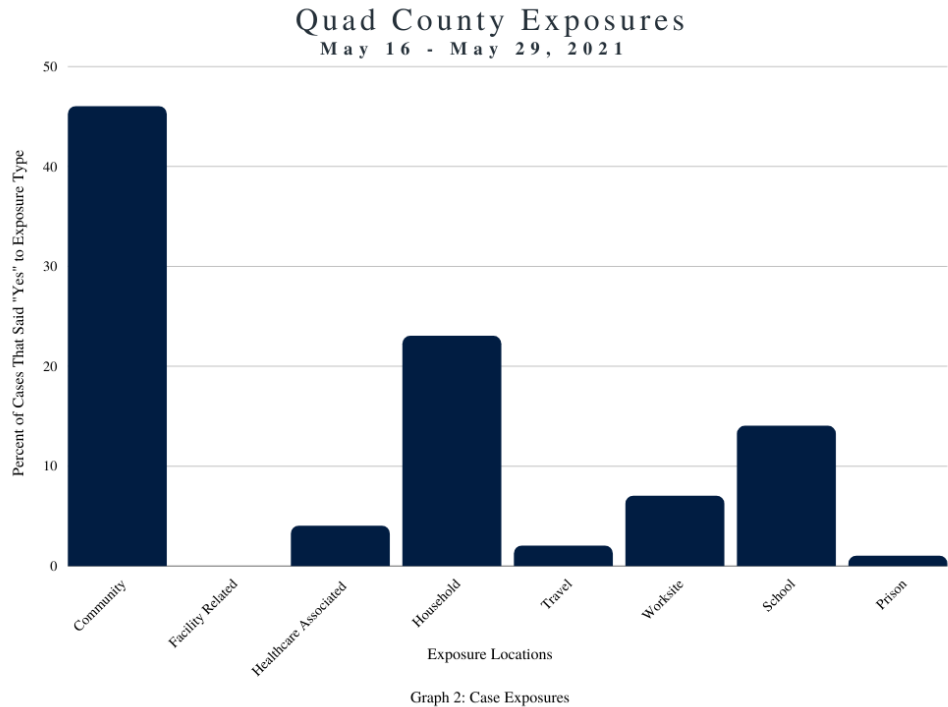
Community exposure, as defined by the state, also refers

to individuals that did not know where they were exposed. Twenty-three percent of cases had household exposure, indicating that the transmission occurred within the immediate household. Fourteen percent of cases had an exposure at school.

Quad-County Area Schools

Carson City, Douglas County, and Lyon County school districts are using the Abbott BinaxNOW, a rapid antigen test that detects a specific viral antigen for the virus that causes COVID-19. In alignment with the CDC guidance, schools are utilizing the BinaxNOW for faculty and students to quickly isolate positive individuals and end quarantine for close contacts after seven days. School cases represented in this report are PCR, molecular positive cases, and the Abbott BinaxNOW test.

There were eleven student case investigations completed from May 16 – May 29, 2021, a ten percent increase from the previous two-week period. Of these student cases, forty-five percent attended school during their infectious period. There were also five school faculty cases who attended school while infectious. Our school biostatistician works closely with schools to help with contact tracing, case surveillance, and the implementation of mitigation strategies.



Graph 2: Case Exposures

COVID-19 Variants of Concern

The Nevada State Public Health Laboratory (NSPHL) conducts genome sequencing from a sample of confirmed COVID-19 cases as part of disease surveillance which helps identify new and emerging variants. The emergence of new variants is a natural occurrence in infectious diseases. According to the CDC, there are currently five COVID-19 variants of concern across the United States. Knowledge of emerging SARS-CoV-2 variants is quickly evolving, however there is evidence indicating that these variants are more transmissible. According to the NSPHL, B.1.1.7, also known as the United Kingdom (U.K.) variant, is the most prevalent SARS-CoV-2 variant among all the samples sequences in Nevada. The Quad-County reported one B.1.1.7 variant case from May 16 – May 29, 2021. Data is often delayed due to the sequencing processes. Additionally, sequencing is conducted using only samples submitted to the NSPHL, which may not always include commercial laboratory samples and does not include Abbott BinaxNOW tests.

Lyon County Surveillance Summary

From May 16 – May 29, 2021, there were fifty-two confirmed cases reported in Lyon County. This represents approximately thirty-five percent of all Quad-County cases during this two-week period. There is no percent increase from the previous two-week period. The daily cases reported, based on a seven-day average, over this two-week period was four. This indicates that, on average, there have been four new cases each day throughout Lyon County. Forty-eight percent of cases were female, and fifty-two percent were male. The average age of Lyon County cases was forty years old.

Lyon County Schools

There were three student case investigation completed from May 16 – May 29, 2021. Of these student cases, thirty-three percent attended school during their infectious period. Additionally, there were two school faculty members that tested positive for COVID-19 and attended school while infectious.

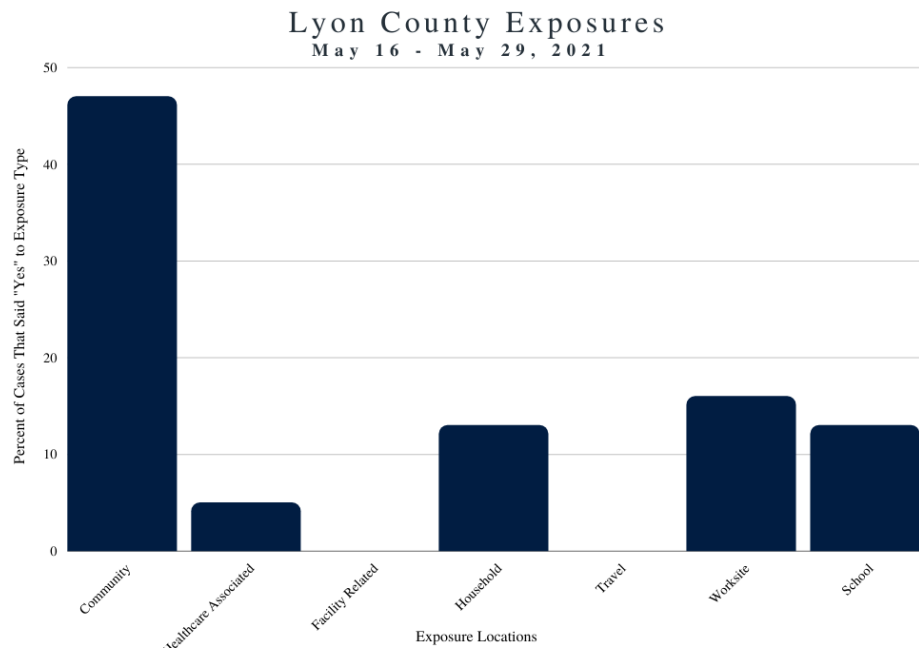
Lyon County Exposure

Of those with known exposures, forty-seven percent were exposed in the community. Thirteen percent of cases were exposed to someone in their household that had tested positive for COVID-19. The graph shows more information on Lyon County exposures (Graph 3). Just as above, exposure questions are independent, meaning an individual can answer “yes” to more than one exposure type.

CCHHS’s COVID-19

Epidemiologist is working closely with the state and the facilities to track the

transmission and ensure mitigation efforts are in place. Transmission trends are challenging to track or predict.



Graph 3: Case Exposures