



## COVID-19 Surveillance Summary

### Lyon County

June 13 – June 26, 2021

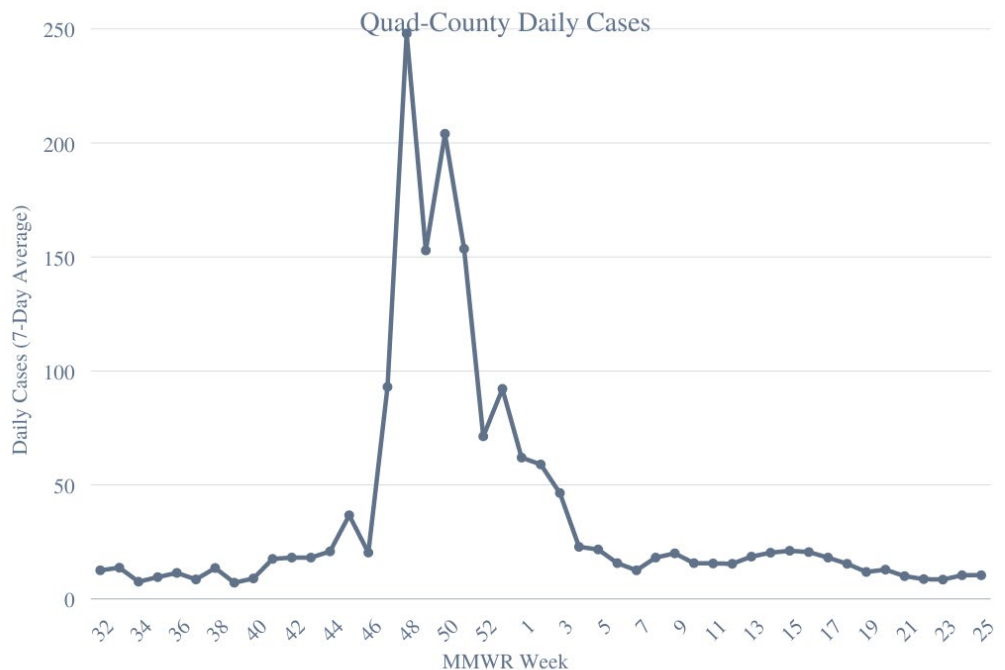
#### Contact Tracing and Disease Investigation Update

From June 13 – June 26, 2021, the Carson City Health and Human Services COVID-19 Disease Investigation Team was able to attempt contact with eighty-one percent of cases and successfully contact seventy-seven percent within twenty-four hours. The Investigation Team continued utilizing the more expanded investigation to collect information such as symptomology, medical history, and refocused exposure questions. As always, the information reported here is based on preliminary laboratory findings and completed survey investigations and does not necessarily represent all cases during this two-week period.

CCHHS continues to partner with the Nevada Resilience Project, who reaches out to cases, close contacts, and other members of the community impacted by COVID-19 that were identified as having challenges associated with the pandemic including, but not limited to, managing work or school, social isolation, mental health, and resource navigation. During this two-week period, the Resilience Ambassadors identified five individuals, families, or organizational groups that could benefit from their services and have done several community events.

#### Quad-County Area Demographics

Across the Quad-County area (Carson City, Douglas, Lyon, and Storey Counties), there were 146 new COVID-19 cases in the two-week period from June 13 – June 26, 2021. This a nine percent increase from the previously reported two-week period. The daily cases reported, based on a seven-day average, over this two-week period was ten (Graph 1). This indicates that, on average, there have been ten new cases each day throughout the Quad-County area.



Oftentimes lab reports are received with incomplete data and our survey data is on a delay.

As such, the following demographic data has a significant percentage of unknown or missing information. The average age across all counties was thirteen-eight years old with a range of less than one years old to seventy-nine years old. Forty-nine percent of cases were female, and fifty-one percent were male. Of the cases that reported their race, seventy-seven percent were reported as White, thirteen percent of cases were

reported as other, two percent reported American Indian or Alaskan Native, four percent reported as Asian and two percent preferred not to answer. Of those who reported their ethnicity, seventy-four percent reported as Non-Hispanic or Latino/a, twenty-three percent reported as Hispanic or Latino/a, and three percent preferred not to answer. There were seven known hospitalizations across all counties during this two-week period. There was twenty-eight percent increase from the previous two-week period. According to the Nevada Hospital Association report on June 23, 2021, hospitalizations are starting to increase in Northern Nevada. Ventilator use as well as ICU occupancy continues to remain low. There was a no percent increase from the previous week. There were no COVID-19 related deaths across the four counties. Morbidity data is often delayed, so this number only represents the data that has been made available for this two-week period.

**Quad-County Area Exposure**

Among cases with complete information, the most common, known COVID-19 exposures were community and household (Graph 2). Cases can have more than one exposure. The information on the graph and below indicates the percentage of cases that said “yes” to each question, independently.

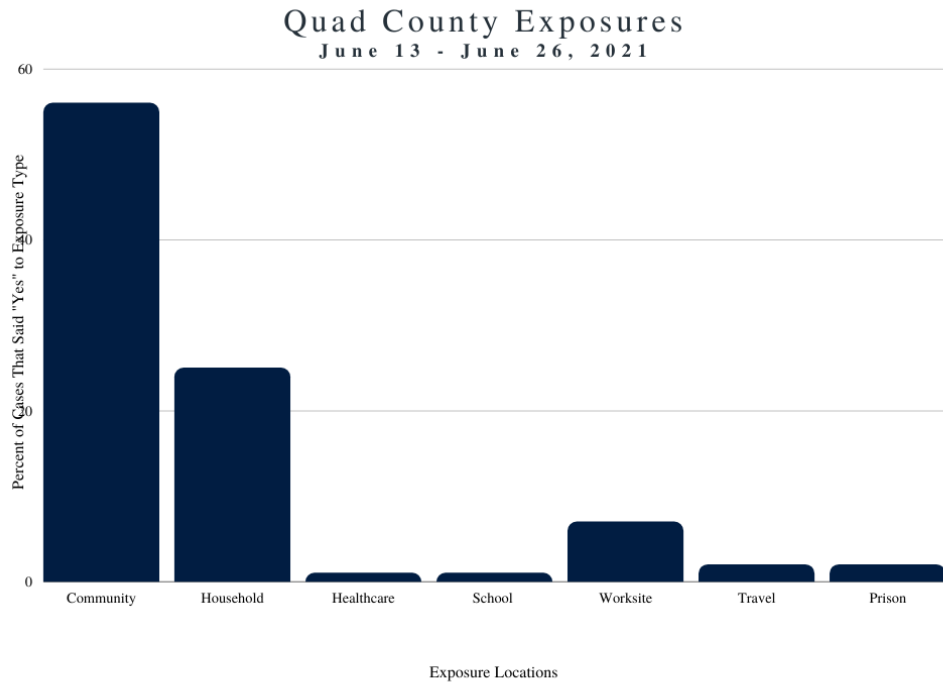
Approximately fifty-six percent of cases had related community exposure. This can be family gatherings, weddings, funerals, birthday parties, political events, or any other similar activity.

Community exposure, as defined by the state, also refers to individuals that did not know where they were exposed. Twenty-seven percent of cases had household exposure, indicating that the transmission occurred within the immediate household.

**Quad-County Area Schools**

Carson City, Douglas County, and Lyon County school districts are using the Abbott BinaxNOW, a rapid antigen test that detects a specific viral antigen for the virus that causes COVID-19. In alignment with the CDC guidance, schools are utilizing the BinaxNOW for faculty and students to quickly isolate positive individuals and end quarantine for close contacts after seven days. School cases represented in this report are PCR, molecular positive cases, and the Abbott BinaxNOW test.

There were three student case investigations completed from June 13 – June 26, 2021, a sixty-seven percent increase from the previous two-week period. Of these student cases, fourteen percent attended school during their infectious period. There were also three school faculty cases who tested positive and thirty percent attended school while infectious. Our school biostatistician works closely with schools to help with contact tracing, case surveillance, and the implementation of mitigation strategies.



Graph 2: Case Exposures

## COVID-19 Variants of Concern

The Nevada State Public Health Laboratory (NSPHL) conducts genome sequencing from a sample of confirmed COVID-19 cases as part of disease surveillance which helps identify new and emerging variants. The emergence of new variants is a natural occurrence in infectious diseases. According to the CDC, there are currently six COVID-19 variants of concern across the United States. Knowledge of emerging SARS-CoV-2 variants is quickly evolving, however there is evidence indicating that these variants are more transmissible. According to the NSPHL, B.1.1.7, also known as the Alpha (U.K.) variant, is the most prevalent SARS-CoV-2 variant among all the samples sequences in Nevada followed by the newly classified variant of concern, B.1.167.2 also known as the Delta (India) variant. The Quad-County reported three B.1.1.7 variant cases and eleven B.1.167.2 variant cases from June 13 – June 26, 2021. Data is often delayed due to the sequencing processes. Additionally, sequencing is conducted using only samples submitted to the NSPHL, which may not always include commercial laboratory samples and does not include Abbott BinaxNOW tests or other antigen tests.

## Lyon County Surveillance Summary

From June 13 – June 26, 2021, there were sixty-seven confirmed cases reported in Lyon County. This represents approximately forty-six percent of all Quad-County cases during this two-week period. This is a thirty-one percent increase from the previous two-week period. The daily cases reported, based on a seven-day average, over this two-week period was five. This indicates that, on average, there have been five new cases each day throughout Lyon County. Forty-five percent of cases were female, and fifty-five percent were male. The average age of Lyon County cases was thirty-seven years old.

## Lyon County Schools

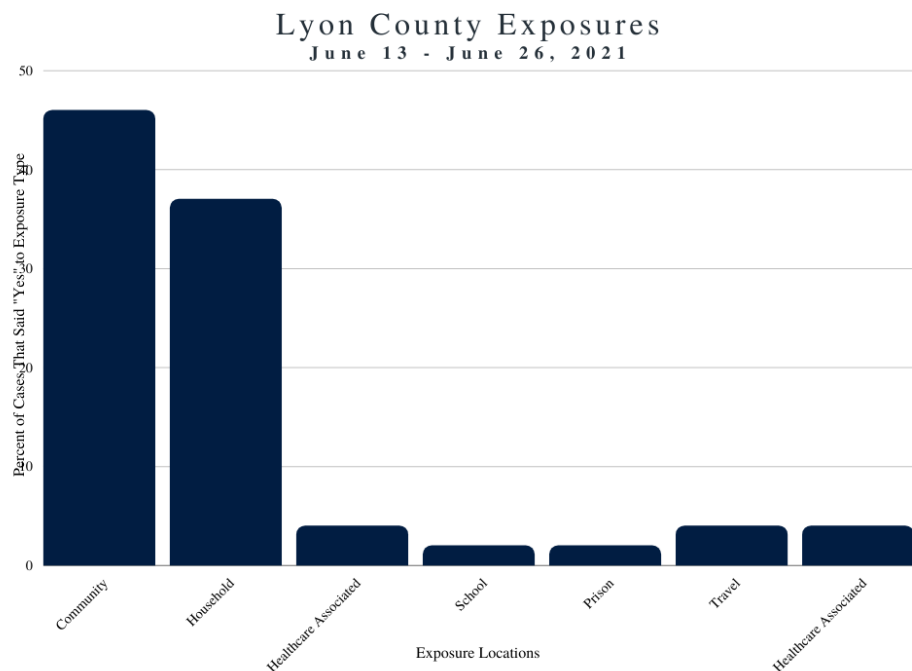
There were four student case investigations completed from June 13 – June 26, 2021. There was one school faculty member that tested positive for COVID-19.

## Lyon County Exposure

Of those with known exposures, forty-six percent were exposed in the community. Thirty-seven percent of cases were exposed to someone in their household that had tested positive for COVID-19. The graph shows more information on Lyon County exposures (Graph 3). Just as above, exposure questions are independent, meaning an individual can answer “yes” to more than one exposure type.

CCHHS’s COVID-19 Epidemiologist is working closely with the state and the facilities to track the transmission and ensure mitigation efforts are in place.

Transmission trends are challenging to track or predict.



Graph 3: Case Exposures