



COVID-19 Surveillance Summary

Lyon County

January 17 – 30, 2021

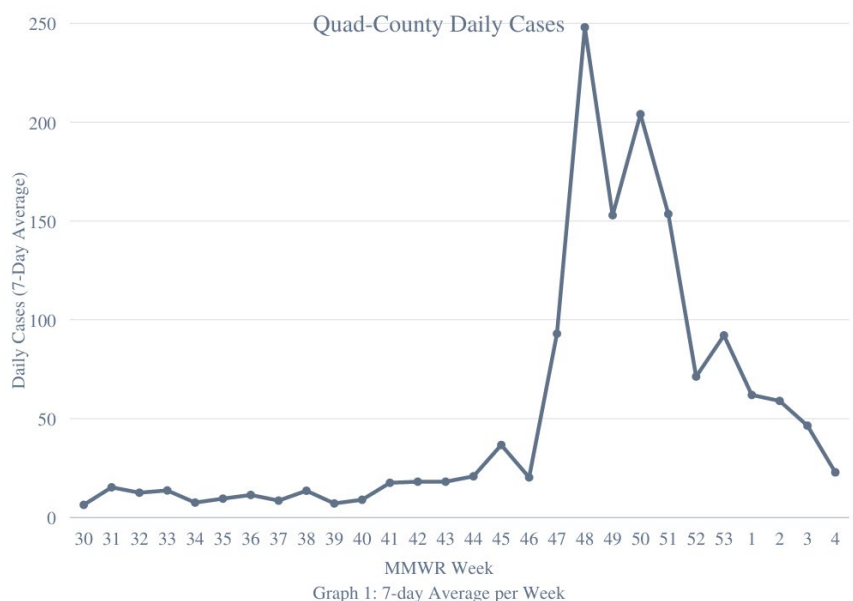
Contact Tracing and Disease Investigation Update

In January 2021, Carson City Health and Human Services began the second phase of a new disease investigation process. We now initiate the survey during our positive notification. This has allowed our investigation team to notify individuals of their positive result as well as collect essential data for reporting in a timelier manner. Since the initiation of this new phase, we have made successful attempts to contact ninety-three percent of new cases within twenty-four hours of reporting. Additionally, as daily cases decrease, our team is able to conduct more thorough investigations and work on inputting backlogged case information into the statewide electronic disease surveillance system.

As of January 22, 2021, the CCHHS Investigations team has attempted contact with all current and historic cases, excluding those that are inmates at correctional centers, residents of long-term care facilities, or have out of service or incorrect contact information. Our team continues to gather information for these cases by coordinating with correctional centers, facilities, and healthcare providers. The information reported here is based on preliminary laboratory findings and completed survey investigations and does not necessarily represent all cases during this two-week period.

Quad-County Area Demographics

Across the Quad-County area (Carson City, Douglas, Lyon, and Storey Counties), there were 485 new COVID-19 cases in the two-week period from January 17 – 30, 2021, a thirty-five percent decrease from the previously reported two-week period. The daily cases reported, based on a seven-day average, over this two-week period was thirty-five (Graph 1). This indicates that, on average, there have been thirty-five new cases each day throughout the Quad-County area. This case decrease is due, in part, to a decrease in testing, but also represents a continued downward trend of new COVID-19 cases. Statewide, Nevada has been reporting decreased transmission. This, in combination



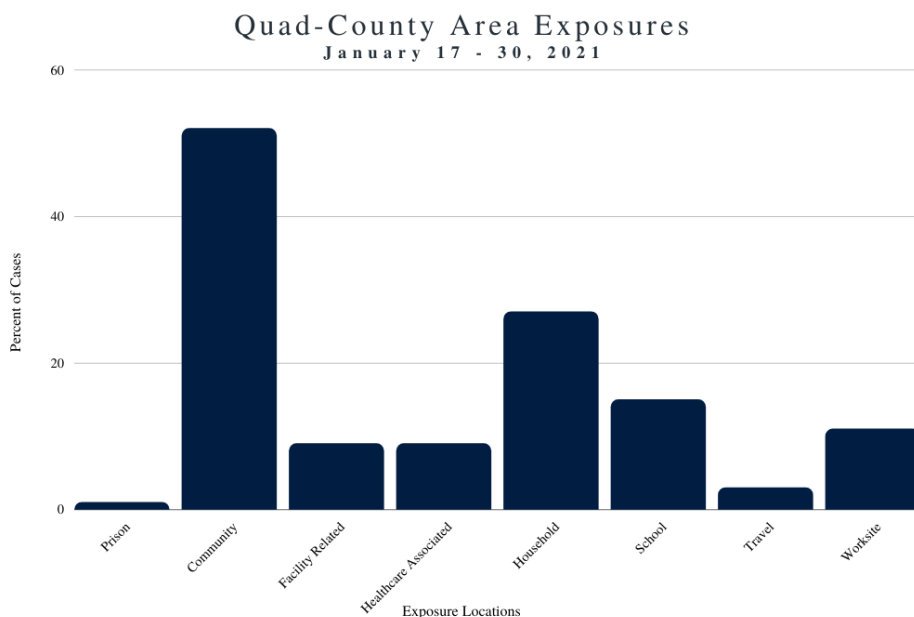
Graph 1: 7-day Average per Week

with tireless vaccination efforts, will continue to drive the state towards fewer new cases and decreased hospitalizations.

Oftentimes lab reports are received with incomplete data and our survey data is on a delay. As such, the following demographic data has a significant percentage of unknown or missing information. The average age across all counties was forty-seven years old with a range of less than a year old to ninety-five years old. Fifty-two percent of cases were female, and forty-eight percent were male. Of the cases that reported their race, seventy-nine percent were reported as White, fifteen percent cases were reported as other, two percent were reported as American Indian, one percent were reported as Asian, one percent reported as Native Hawaiian or Other Pacific Islander, and one percent were reported as Black or African American, and one percent preferred not to answer. Of those who reported their ethnicity, seventy-two percent reported as Non-Hispanic or Latino/a, twenty-six percent reported as Hispanic or Latino/a, and two percent preferred not to answer. According to the Nevada Hospital Association report on January 29, 2021, seven percent of all staffed hospital beds in the Quad-County region were occupied due to confirmed COVID-19 cases, a forty-six percent decrease from the previous week. Seventeen percent of licensed ICU beds were occupied with confirmed or suspected COVID-19 patients. There were fourteen deaths across the four counties, a thirty-three percent decrease from the previous two-week period. Although the new daily cases continue to decrease, the Quad-County area death rate continue to remain high.

Quad-County Area Exposure

Following state approval, our investigation process now collects data more efficiently. CCHHS reduced the number of exposure questions and, instead, prioritize information based on clusters and outbreaks. There were outbreaks at six long-term care facilities that resulted in a number of hospitalizations and deaths. The state has assigned several coordinators to work directly with facilities in order to track cases as well as implement mitigation strategies. Due, in part, to this effort, there was a significant decrease in facility-related cases over this two-week period.



Graph 2: Case Exposures

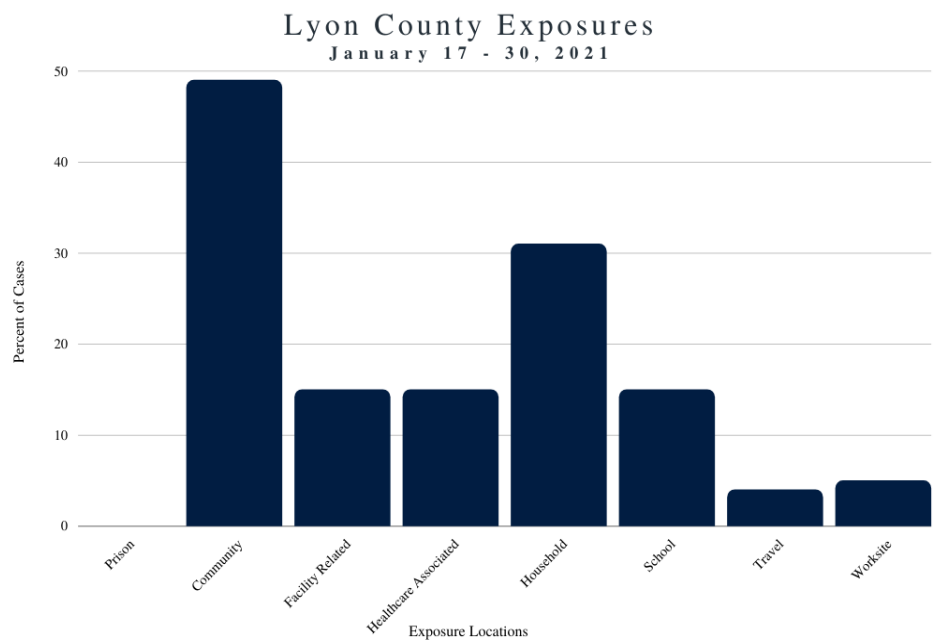
Of cases with complete information, the most common, known COVID-19 exposures were household and community (Graph 2). Cases can have more than one exposure. The information on the graph and below indicates the percentage of cases that said “yes” to each question, independently. Approximately nine percent of known case exposures were related to long-term care or skilled nursing facilities. Fifty-two percent were related to community exposure. This can be family gatherings, weddings,

funerals, birthday parties, political events, or any other similar activity. Community exposure, as defined by the state, also refers to individuals that did not know where they were exposed. Twenty-seven percent were household cases, indicating that the transmission occurred within the immediate household. There were twenty-eight student case investigations completed from January 17 – 30, 2021. Of these student cases, forty-three percent attended school during their infectious period. There were nine school faculty cases, of whom seventy-eight percent attended school while infectious. Our school biostatistician works closely with schools to help with contact tracing, case surveillance, and the implementation of mitigation strategies.

Lyon County Surveillance Summary

From January 17 – 30, 2021 there were 147 confirmed cases reported in Lyon County. This represents approximately twenty-seven percent of all Quad-County cases during this two-week period and is a twenty-six percent decrease from the previous two-week period. The decrease indicates a trend in decreased transmission as well as a decrease in testing. The daily cases reported, based on a seven-day average, over this two-week period was eleven. This indicates that, on average, there have been eleven new cases each day throughout Lyon County. Fifty-seven percent of cases were female, and forty-three percent were male. The average age of Lyon County cases was forty-six years old. There were three known hospitalizations among Lyon County cases. Fifty-eight percent of cases were employed (or employed within the last thirty days). There were eight students that tested positive for COVID-19 during this two-week period. Of those student cases, thirteen percent attended school during their infectious period. Additionally, there were five faculty members that tested positive, four of whom were at school while infectious (80%).

Community exposure accounted for forty-nine percent of known exposures. Household exposure accounted for thirty-one percent of known exposures. School, Facilities, and Healthcare accounted for fifteen percent of known exposures respectively. The graph shows more information on Lyon County exposures (Graph 3). Just as above, exposure questions are independent, meaning an individual can answer “yes” to more than one exposure type. Transmission trends are challenging to track or predict. Due to this, Carson City Health and Human Services continues to promote messages regarding safe practices, social-distancing, vaccinations, and testing.



Graph 3: Case Exposures