



COVID-19 Surveillance Summary

Lyon County

July 18 – July 31, 2021

Contact Tracing and Disease Investigation Update

From July 18 – July 31, 2021, the Carson City Health and Human Services COVID-19 Disease Investigation Team was able to attempt contact with seventy-seven percent of cases within twenty-four hours and successfully contact seventy-five percent. The Investigation Team continued utilizing the more expanded investigation to collect information such as symptomology, medical history, and refocused exposure questions. As always, the information reported here is based on preliminary laboratory findings and completed survey investigations and does not necessarily represent all cases during this two-week period.

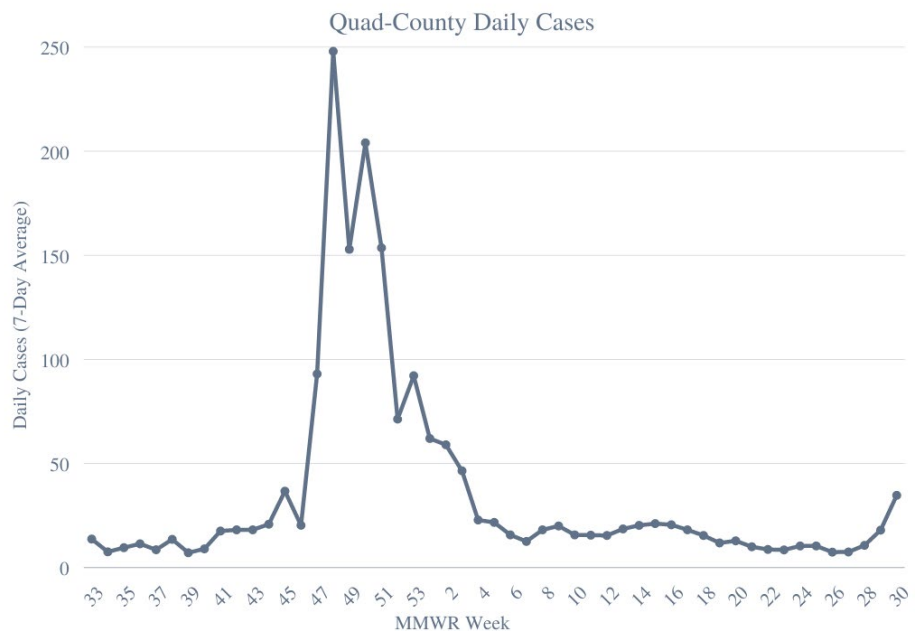
CCHHS continues to partner with the Nevada Resilience Project, who reaches out to cases, close contacts, and other members of the community impacted by COVID-19 that were identified as having challenges associated with the pandemic including, but not limited to, managing work or school, social isolation, mental health, and resource navigation. During this two-week period, the Resilience Ambassadors identified two individual, families, or organizational groups that could benefit from their services and have done several community events.

Quad-County Area Demographics

Across the Quad-County area (Carson City, Douglas, Lyon, and Storey Counties), there were 367 new COVID-19 cases in the two-week period from July 18 – July 31, 2021. This is a forty-five percent increase from the previously reported two-week period. The daily cases reported, based on a seven-day average, over this two-week period was twenty-six (Graph 1). This indicates that, on average, there have been twenty-six new cases each day throughout the Quad-County area.

Oftentimes lab reports are received with incomplete data and our survey data is on a delay. As such, the

following demographic data has a significant percentage of unknown or missing information. The average age across all counties was thirty-nine years old with a range of less than one years old to ninety-one years old. Fifty-three percent of cases were female, and forty-seven percent were male. Of the cases that reported their race, eighty percent were reported as White, twelve percent of cases were reported as other, two percent reported American Indian or Alaskan Native, one percent reported as Native Hawaiian or other Pacific Islander,



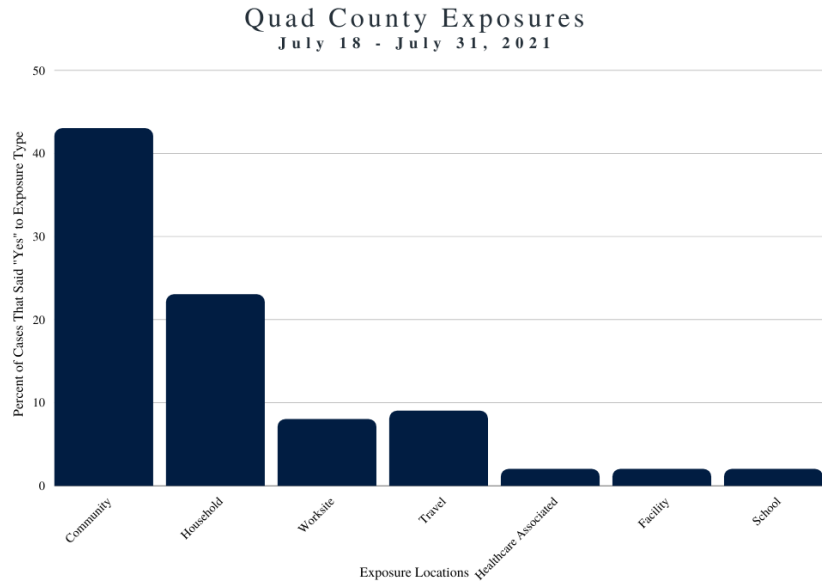
Graph 1: 7-day Average per Week

two percent reported Black or African American, one percent Asian, and two percent preferred not to answer. Of those who reported their ethnicity, seventy-eight percent reported as Non-Hispanic or Latino/a, nineteen percent reported as Hispanic or Latino/a, and two percent preferred not to answer. There were eight known hospitalizations across all counties during this two-week period. There was twelve percent increase from the previous two-week period. According to the Nevada Hospital Association report on July 28, 2021, hospitalizations remain stable in Northern Nevada. Ventilator use as well as ICU occupancy continues to remain low but are increasing. There was an eleven percent increase from the previous week. There were no COVID-19 related deaths across the four counties. Morbidity data is often delayed, so this number only represents the data that has been made available for this two-week period.

Quad-County Area Exposure

Among cases with complete information, the most common, known COVID-19 exposures were community and household (Graph 2). Cases can have more than one exposure. The information on the graph and below indicates the percentage of cases that said “yes” to each question, independently.

Approximately forty-three percent of cases had related community exposure. This can be family gatherings, weddings, funerals, birthday parties, political events, or any other similar activity. Community exposure, as defined by the state, also refers to individuals that did not know where they were exposed. Twenty-three percent of cases had household exposure, indicating that the transmission occurred within the immediate household.



Graph 2: Case Exposures

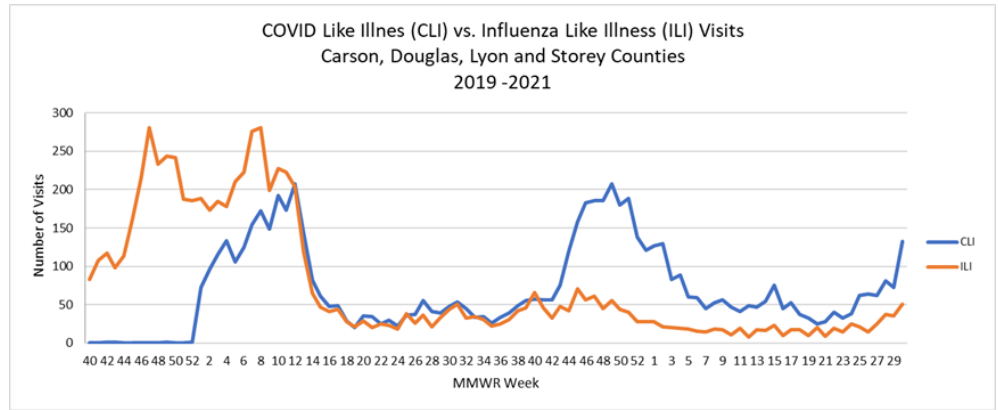
Twenty-three percent of cases had household exposure, indicating that the transmission occurred within the immediate household.

COVID-19 Variants of Concern

The Nevada State Public Health Laboratory (NSPHL) conducts genome sequencing from a sample of confirmed COVID-19 cases as part of disease surveillance which helps identify new and emerging variants. The emergence of new variants is a natural occurrence in infectious diseases. According to the CDC, there are currently four COVID-19 variants of concern across the United States. Knowledge of emerging SARS-CoV-2 variants is quickly evolving, however there is evidence indicating that these variants are more transmissible. According to the NSPHL, B.1.167.2, also known as the Delta (India.) variant, is the most prevalent SARS-CoV-2 variant among all the samples sequences in Nevada followed by the newly classified variant of concern, B.1.1.7 also known as the Alpha (UK) variant. The Quad-County area reported zero B.1.1.7 variant cases and twenty-five B.1.167.2 variant cases from July 18 – July 31, 2021. Data is often delayed due to the sequencing processes. Additionally, sequencing is conducted using only samples submitted to the NSPHL, which may not always include commercial laboratory samples and does not include Abbott BinaxNOW tests or other rapid antigen tests.

Quad-County COVID-19 Syndromic Surveillance

CCHHS utilizes the Nevada ESSENCE system for syndromic surveillance. Syndromic surveillance provides public health officials with a timely system for detecting, understanding, and monitoring health events. By tracking symptoms of patients in emergency departments and urgent cares—before a diagnosis



is confirmed—public health can detect unusual levels of illness to determine whether a response is warranted. Syndromic data can serve as an early warning system for public health concerns such as flu outbreaks and other infectious disease such as COVID-19. The following CDC syndromic surveillance definitions (CLI CC with CLI DD and Coronavirus DD v1 and ILI) were plotted (Graph 3). For MMWR weeks 29 and 30, the Quad Counties are seeing a slight increase in COVID like Illness (CLI) and Influenza like Illness (ILI) in emergency departments compared to previous weeks and is slightly higher.

Quad-County Vaccinations

According to the Nevada State COVID-19 Dashboard, approximately forty-five percent of Quad County residents are fully vaccinated as of July 31, 2021. Carson City Health and Human Services continues to work with community stakeholders on vaccination outreach to increase vaccination rates among the community.

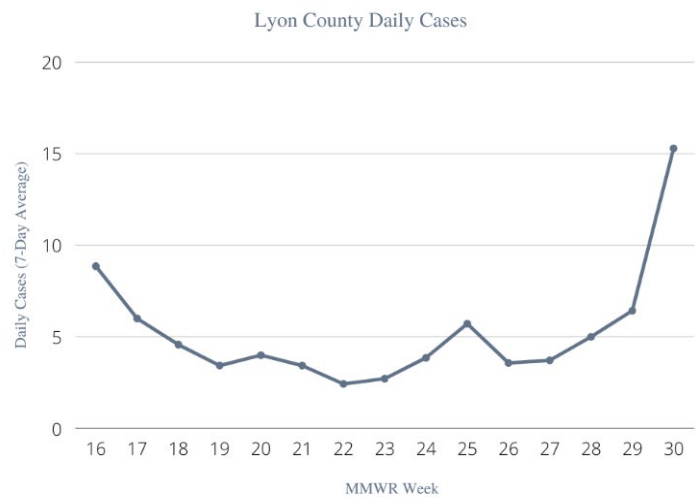
Lyon County Surveillance Summary

From June July 18 – July 31, 2021, there were one hundred and fifty-four confirmed cases reported in Lyon County. This represents approximately forty-one percent of all Quad-County cases during this two-week period. This is a forty-two percent increase from the previous two-week period. The zip code in Lyon County that reported the highest number of cases during this two-week period was zip code 89408 (Table 1).

Zip Codes	Cases Reported
89403	34
89406	1
89408	77
89429	15
89444	5
89447	21
89706	1

Table 1. Lyon County Cases by Zip Code

The daily cases reported, based on a seven-day average, over this two-week period was ten. This indicates that, on average, there have been ten new cases each day throughout Lyon County. Lyon County has seen an increase in the average number of cases reported each week (Graph 4). Fifty-three percent of cases were female, and forty-seven percent were male. The average age of Lyon County cases was forty years old.



Graph 4: 7-day Average per Week

Lyon County Exposure

Of those with known exposures, forty-seven percent were exposed in the community. Twenty-one percent of cases were exposed to someone in their household that had tested positive for COVID-19. The graph shows more information on Lyon County exposures (Graph 5). Just as above, exposure questions are independent, meaning an individual can answer “yes” to more than one exposure type.

CCHHS’s COVID-19 Epidemiologist is working closely with the state and the facilities to track the transmission and ensure mitigation efforts are in place. Transmission trends are challenging to track or predict.

Lyon County Vaccinations

According to the Nevada State COVID-19 Dashboard, approximately thirty-seven percent of Lyon County residents are fully vaccinated as of July 31, 2021. Carson City Health and Human Services continues to work with community stakeholders on vaccination outreach to increase vaccination rates among the community.

