

five percent were reported as White, nine percent of cases were reported as other, three percent reported American Indian or Alaskan Native, less than one percent reported as Native Hawaiian or other Pacific Islander, two percent reported Black or African American, less than one percent Asian. Of those who reported their ethnicity, seventy-seven percent reported as Non-Hispanic or Latino/a, twenty-three percent reported as Hispanic or Latino/a. There were five known hospitalizations across all counties during this two-week period. There was a seventeen percent decrease from the previous two-week period. According to the Nevada Hospital Association report on August 24, 2021, hospitalizations remain stable in Northern Nevada but are increasing in COVID-19 patients. Ventilator use as well as ICU occupancy continues to increase. There was no percent increase from the previous week. There were nine COVID-19 related deaths across the four counties. Morbidity data is often delayed, so this number only represents the data that has been made available for this two-week period.

Quad-County Area Exposure

Among cases with complete information, the most common, known COVID-19 exposures were community and household (Graph 2). Cases can have more than one exposure. The information on the graph and below indicates the percentage of cases that said “yes” to each question, independently.

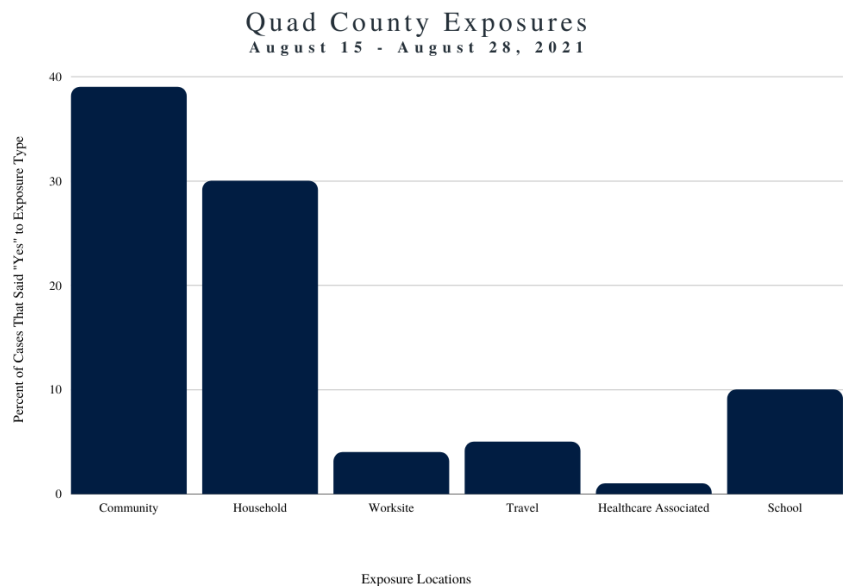
Approximately thirty-nine percent of cases had related community exposure. This can be family gatherings, weddings, funerals, birthday parties, political events, or any other similar activity. Community exposure, as defined by the state, also refers to individuals that did not know where they were exposed.

Thirty percent of cases had a exposure with someone that tested positive in the same household, indicating that the transmission occurred within the household.

Quad-County Area Schools

Carson City, Douglas County, and Lyon County school districts are using the Abbott BinaxNOW, a rapid antigen test that detects a specific viral antigen for the virus that causes COVID-19. In alignment with the CDC guidance, schools are utilizing the BinaxNOW for faculty and students to quickly isolate positive individuals and end quarantine for close contacts after seven days. School cases represented in this report are PCR, molecular positive cases, the Abbott BinaxNOW test, and other FDA approved antigen tests.

There were one hundred and fourteen student case investigations completed from August 15 – August 28, 2021. Of these student cases, sixty-five percent attended school during their infectious period. There were also fourteen school faculty cases who tested positive for COVID-19. Of these faculty cases, fifty percent attended school while infectious. Our school biostatistician works closely with schools to help with contact tracing, case surveillance, and the implementation of mitigation strategies.



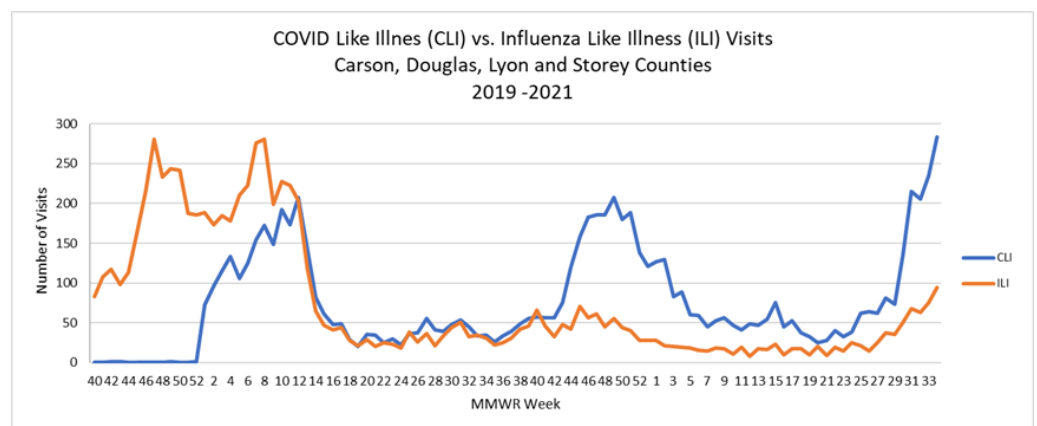
Graph 2: Case Exposures

COVID-19 Variants of Concern

The Nevada State Public Health Laboratory (NSPHL) conducts genome sequencing from a sample of confirmed COVID-19 cases as part of disease surveillance which helps identify new and emerging variants. The emergence of new variants is a natural occurrence in infectious diseases. According to the CDC, there are currently four COVID-19 variants of concern across the United States. Knowledge of emerging SARS-CoV-2 variants is quickly evolving, however there is evidence indicating that these variants are more transmissible. According to the NSPHL, B.1.167.2, also known as the Delta (India.) variant, is the most prevalent SARS-CoV-2 variant among all the samples sequences in Nevada followed by the newly classified variant of concern, B.1.1.7 also known as the Alpha (UK) variant. The Quad-County reported zero B.1.1.7 variant cases and eighty-three B.1.167.2 variant cases from August 15 – August 28, 2021. Data is often delayed due to the sequencing processes. Additionally, sequencing is conducted using only samples submitted to the NSPHL, which may not always include commercial laboratory samples and does not include Abbott BinaxNOW tests or other rapid antigen tests.

Quad-County COVID-19 Syndromic Surveillance

CCHHS utilizes the Nevada ESSENCE system for syndromic surveillance. Syndromic surveillance provides public health officials with a timely system for detecting, understanding, and monitoring health events. By tracking symptoms of patients in emergency departments and



urgent cares—before a diagnosis is confirmed—public health can detect unusual levels of illness to determine whether a response is warranted. Syndromic data can serve as an early warning system for public health concerns such as flu outbreaks and other infectious disease such as COVID-19. The following CDC syndromic surveillance definitions (CLI CC with CLI DD and Coronavirus DD v1 and ILI) were plotted (Graph 3). For MMWR weeks 33 and 34, the Quad Counties continue to see an increase in COVID like Illness (CLI) and Influenza like Illness (ILI) in emergency departments compared to previous weeks and is slightly higher.

Quad-County Vaccinations

According to the Nevada State COVID-19 Dashboard, approximately forty-six percent of Quad County residents are fully vaccinated as of August 24, 2021. Carson City Health and Human Services continues to work with community stakeholders on vaccination outreach to increase vaccination rates among the community.

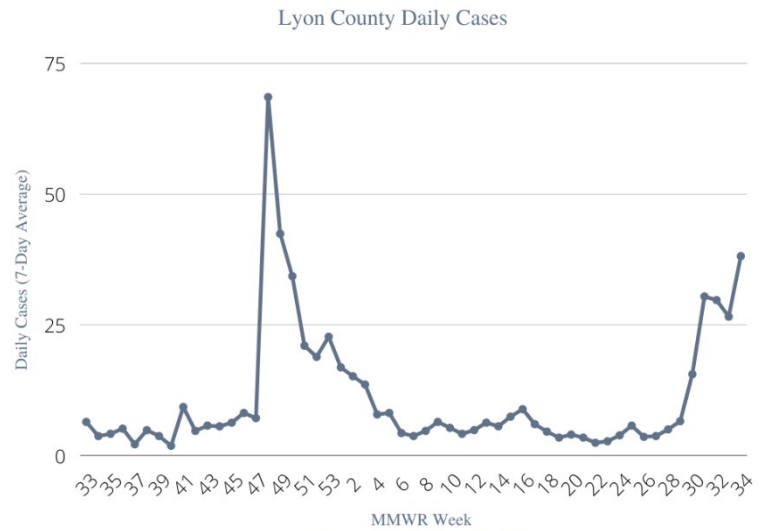
Lyon County Surveillance Summary

From August 15 – August 28, 2021, there were 454 confirmed cases reported in Lyon County. This represents approximately thirty-eight percent of all Quad-County cases during this two-week period. This is a thirteen percent increase from the previous two-week period. The zip code in Lyon County that reported the highest number of cases during this two-week period was zip code 89408 (Table 1).

Zip Codes	Cases Reported
89403	104
89408	186
89428	1
89429	25
89430	2
89444	5
89447	123
89706	7

Table 1. Lyon County Cases by Zip Code

The daily cases reported, based on a seven-day average, over this two-week period was thirty-two. This indicates that, on average, there have been thirty-two new cases each day throughout Lyon County. Lyon County has seen an increase in the average number of cases reported each week (Graph 4). Fifty-two percent of cases were female, and forty-eight percent were male. The average age of Lyon County cases was thirty-six years old.



Graph 4: 7-day Average per Week

Lyon County Schools

There were thirty-one student case investigations completed from August 15 – August 28, 2021. Of these student cases, twenty-six percent attended school while infectious. Additionally, there were eight school faculty members that tested positive for COVID-19 and fifty percent attended school while infectious.

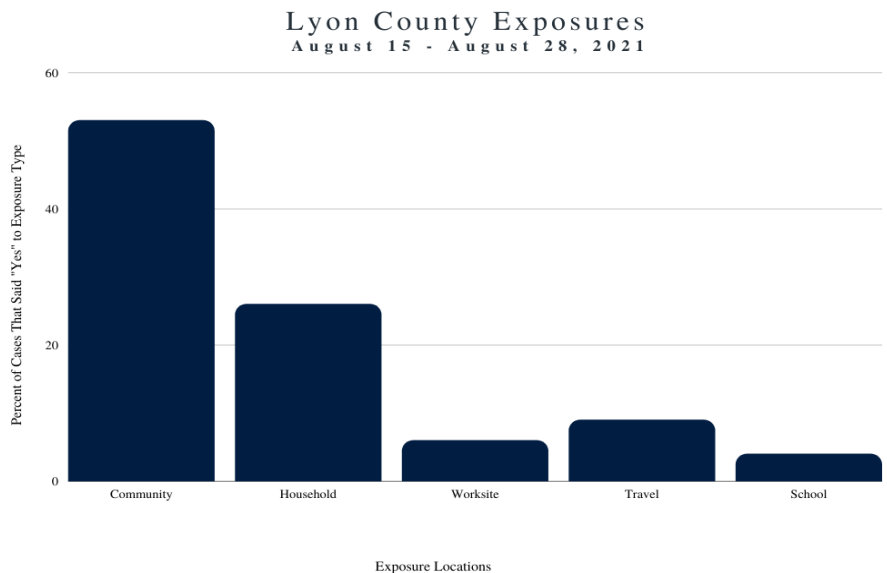
Lyon County Exposure

Of those with known exposures, fifty-three percent were exposed in the community. Twenty-six percent of cases were exposed to someone in their household who tested positive. The graph shows more information on Lyon County exposures (Graph 5). Just as above, exposure questions are independent, meaning an individual can answer “yes” to more than one exposure type.

CCHHS’s COVID-19

Epidemiologist is working closely with the state and the facilities to track the transmission and ensure mitigation efforts are in place.

Transmission trends are challenging to track or predict.



Graph 5: Case Exposures

Lyon County Vaccinations

According to the Nevada State COVID-19 Dashboard, approximately forty percent of Lyon County residents are fully vaccinated as of August 24, 2021. Carson City Health and Human Services continues to work with community stakeholders on vaccination outreach to increase vaccination rates among the community.