



## COVID-19 Surveillance Summary

### Storey County

October 3 – October 16, 2021

#### Contact Tracing and Disease Investigation Update

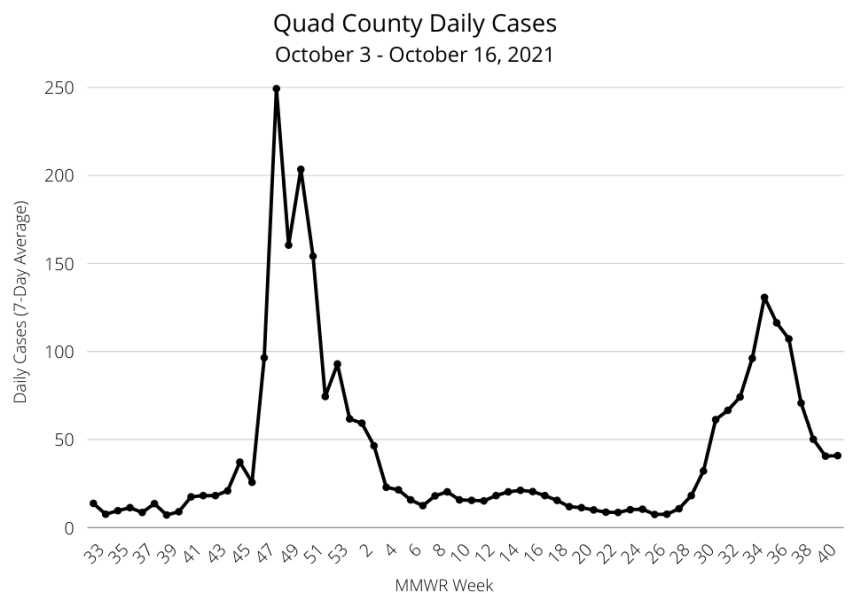
Beginning on August 8, 2021 Carson City Health and Human Services COVID-19 Disease Investigation Team began prioritizing pediatric and school staff associated cases to assist schools in their role in providing safe environment for students and staff. From October 3– October 16, 2021, the Carson City Health and Human Services COVID-19 Disease Investigation Team was able to attempt contact with thirty percent of school associated cases within twenty-four hours and successfully contacted seventy percent during this two-week period. Additionally, they were able to attempt contact with eleven percent of all cases in the two-week period within twenty-four hours and successfully contacted twenty-seven percent. The Investigation Team continues to utilize the more expanded investigation to collect information such as symptomology, medical history, and refocused exposure questions. As always, the information reported here is based on preliminary laboratory findings and completed survey investigations and does not necessarily represent all cases during this two-week period.

CCHHS continues to partner with the Nevada Resilience Project, who reaches out to cases, close contacts, and other members of the community impacted by COVID-19 that were identified as having challenges associated with the pandemic including, but not limited to, managing work or school, social isolation, mental health, and resource navigation. During this two-week period, the Resilience Ambassadors identified fifteen individuals, families, or organizational groups that could benefit from their services and have done several community events.

#### Quad-County Area Demographics

Across the Quad-County area (Carson City, Douglas, Lyon, and Storey Counties), there were 570 new COVID-19 cases in the two-week period from October 3 – October 16, 2021. This is a ten percent decrease from the previously reported two-week period. The daily cases reported, based on a seven-day average, over this two-week period was sixty-one (Graph 1). This indicates that, on average, there have been sixty-one new cases each day throughout the Quad-County area.

Oftentimes, lab reports are received with incomplete data and our survey data is on a delay. As such, the following demographic data has a significant percentage of unknown or missing information. The average age across all counties was forty-four

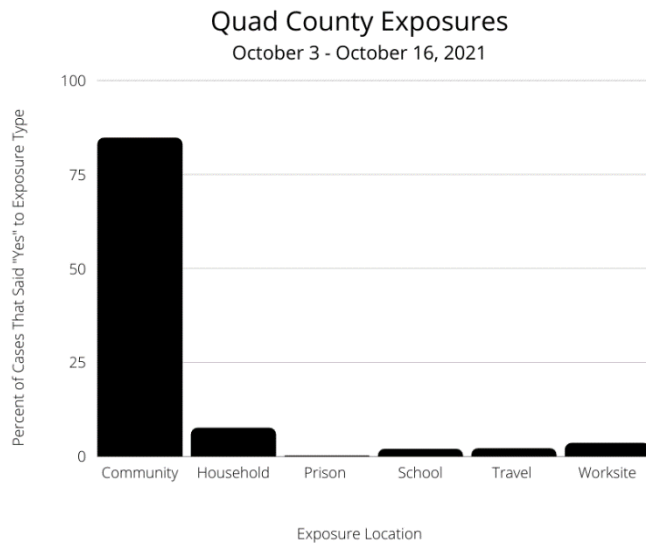


Graph 4: 7-Day Average per Week

years old with a range of less than one years old to one hundred years old. Forty percent of cases were female, and sixty percent were male. Of the cases that reported their race, eighty-five percent were reported as White, nine percent of cases were reported as other, one percent reported American Indian or Alaskan Native, less than one percent reported as Native Hawaiian or other Pacific Islander, three percent reported Black or African American, and two percent Asian. Of those who reported their ethnicity, eighty-two percent reported as Non-Hispanic or Latino/a, seventeen percent reported as Hispanic or Latino/a, and less than one percent preferred not to answer. There were three known hospitalizations across all counties during this two-week period. This is a forty percent decrease from the previous two-week period. According to the Nevada Hospital Association report on October 13, 2021, hospitalizations are decreasing in Northern Nevada. Hospitals are reporting significant staffing shortages resulting in downstream patient care effects. There were four COVID-19 related deaths across the four counties. Morbidity data is often delayed, so this number only represents the data that has been made available for this two-week period.

**Quad-County Area Exposure**

Among cases with complete information, the most common, known COVID-19 exposures were community, household, and prisons (Graph 2). Cases can have more than one exposure. The information on the graph and below indicates the percentage of cases that said “yes” to each question, independently. Approximately eighty-five percent of cases had related community exposure. This can be family gatherings, weddings, funerals, birthday parties, political events, or any other similar activity. Community exposure, as defined by the state, also refers to individuals that did not know where they were exposed.



Graph 2. Case Exposures

Eight percent of cases had an exposure with someone that tested positive within their household.

**Quad-County Area Schools**

Carson City, Douglas County, and Lyon County school districts are using the Abbott BinaxNOW, a rapid antigen test that detects a specific viral antigen for the virus that causes COVID-19. In alignment with the CDC guidance, schools are utilizing the BinaxNOW for faculty and students to quickly isolate positive individuals and end quarantine for close contacts after seven days. School cases represented in this report are PCR, molecular positive cases, the Abbott BinaxNOW test, and other FDA approved antigen tests.

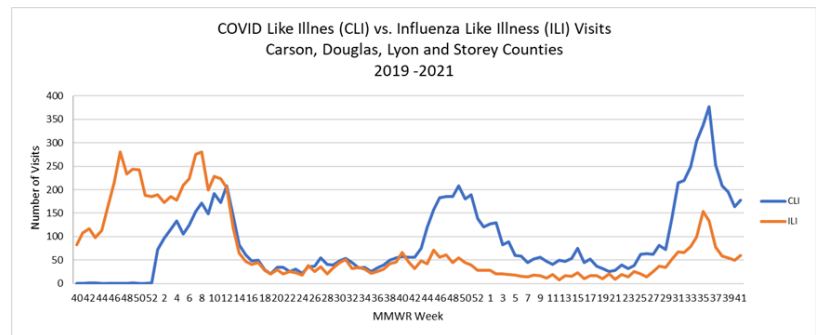
There were thirty-five cases from October 3 – October 16, 2021. Of these student cases, eight-six percent attended school during their infectious period. There were also nine school faculty cases who tested positive for COVID-19. Of these faculty cases, one hundred percent attended school while infectious. Our school biostatistician works closely with schools to help with contact tracing, case surveillance, and the implementation of mitigation strategies.

## COVID-19 Variants of Concern

The Nevada State Public Health Laboratory (NSPHL) conducts genome sequencing from a sample of confirmed COVID-19 cases as part of disease surveillance which helps identify new and emerging variants. The emergence of new variants is a natural occurrence in infectious diseases. According to the CDC, there are currently four COVID-19 variants of concern across the United States. Knowledge of emerging SARS-CoV-2 variants is quickly evolving, however there is evidence indicating that these variants are more transmissible. According to the NSPHL, B.1.167.2, also known as the Delta (India.) variant, is the most prevalent SARS-CoV-2 variant among all the samples sequences in Nevada. The Quad-County reported thirty-six B.1.167.2 variant cases from October 3 – October 16, 2021. Data is often delayed due to the sequencing processes. Additionally, sequencing is conducted using only samples submitted to the NSPHL, which may not always include commercial laboratory samples and does not include Abbott BinaxNOW tests or other rapid antigen tests.

## Quad-County COVID-19 Syndromic Surveillance

CCHHS utilizes the Nevada ESSENCE system for syndromic surveillance. Syndromic surveillance provides public health officials with a timely system for detecting, understanding, and monitoring health events. By tracking symptoms of patients in emergency departments and urgent cares—before a diagnosis is confirmed—public health can detect unusual levels of illness to



determine whether a response is warranted. Syndromic data can serve as an early warning system for public health concerns such as flu outbreaks and other infectious disease such as COVID-19. The following CDC syndromic surveillance definitions (CLI CC with CLI DD and Coronavirus DD v1 and ILI) were plotted (Graph 3). For MMWR weeks 40 and 41, the Quad Counties are seeing a decrease in COVID like Illness (CLI) and Influenza like Illness (ILI) in emergency departments compared to previous weeks.

## Quad-County Vaccinations

According to the Nevada State COVID-19 Dashboard, approximately forty-nine percent of Quad County residents are fully vaccinated as of October 12, 2021. Carson City Health and Human Services continues to work with community stakeholders on vaccination outreach to increase vaccination rates among the community.

## Quad-County Breakthrough Cases

Vaccine breakthrough cases are U.S. residents with a SARS-CoV2 RNA or antigen detected in a respiratory specimen collected greater than or equal 14 days after they have completed all recommended doses of an FDA authorized COVID-19 vaccine. A complete vaccination is two doses of the Pfizer or Moderna vaccine or one dose of the Johnson and Johnson (Janssen) vaccine. Since February 1, 2021, the overall vaccinated case rate for the Quad County region is 1,144 per 100k population. This means that out of the total population in the quad county region who are fully vaccinated, approximately 1,255 people out of 100k are cases. Since February 1, 2021, the overall unvaccinated case rate for the Quad County region is approximately 14,138 people out of 100k are cases. It is important to note that no vaccine is 100 percent effective at preventing illness. As the number of fully vaccinated people increases and community transmission increase, breakthrough cases are expected rise.

## **Storey County Surveillance Summary**

From October 26 – October 9, 2021, there were 10 confirmed cases reported in Storey County. This represents two percent of all Quad-County cases during this two-week period. This is a seventeen percent decrease from the previous two-week period. Forty percent of cases were female and sixty percent male.

## **Storey County Exposure**

Of those with known exposures, community and worksite are the main sources. Exposure questions are independent, meaning an individual can answer “yes” to more than one exposure type. CCHHS’s COVID-19 Epidemiologist is working closely with the state and the facilities to track the transmission and ensure mitigation efforts are in place. Transmission trends are challenging to track or predict.

## **Storey County Schools**

There were no student case investigations completed from October 3 – October 16, 2021. Additionally, there was one school faculty member that tested positive for COVID-19 and attended school while infectious.

## **Storey County Vaccinations**

According to the Nevada State COVID-19 Dashboard, approximately eighteen percent of Storey County residents are fully vaccinated as of October 12, 2021. Carson City Health and Human Services continues to work with community stakeholders on vaccination outreach to increase vaccination rates among the community.

## **Storey County Breakthrough Cases**

Carson City represents one percent of the total known breakthrough cases from the Quad County region reported since February 1, 2021. The overall vaccinated case rate for Carson City is 1,161 per 100k population compared to the overall unvaccinated case rate of 7,758 per 100k population. COVID-19 vaccines continue to be highly effective at protecting people against severe illness and death. Getting vaccinated is still the best way to slow the spread of COVID-19.