



## COVID-19 Surveillance Summary

### Carson City

March 27 – April 9, 2022

#### Contact Tracing and Disease Investigation Update

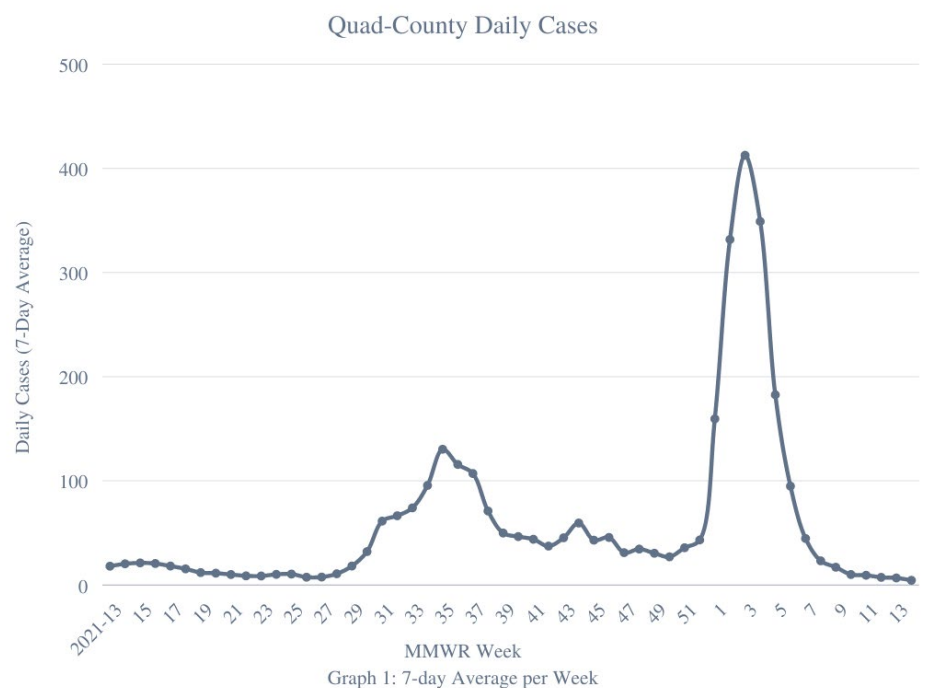
Beginning on August 8, 2021, Carson City Health and Human Services COVID-19 Disease Investigation Team began prioritizing pediatric and school staff associated cases to assist schools in their role in providing safe environment for students and staff. From March 27 – April 9, 2022, the Carson City Health and Human Services COVID-19 Disease Investigation Team was able to attempt contact with one hundred percent of school associated cases within forty-eight hours. Additionally, they were able to attempt contact with fifty-seven percent of all cases in the two-week period within twenty-four hours and successfully contacted fifty-two percent. The Investigation Team continues to utilize the more expanded investigation to collect information such as symptomology, medical history, and refocused exposure questions. As always, the information reported here is based on preliminary laboratory findings and completed survey investigations and does not necessarily represent all cases during this two-week period.

CCHHS continues to partner with the Nevada Resilience Project, who reaches out to cases, close contacts, and other members of the community impacted by COVID-19 that were identified as having challenges associated with the pandemic including, but not limited to, managing work or school, social isolation, mental health, and resource navigation. During this two-week period, the Resilience Ambassadors identify five individuals, families, or organizational groups that could benefit from their services and have done several community events.

#### Quad-County Area Demographics

Across the Quad-County area (Carson City, Douglas, Lyon, and Storey Counties), there were 78 new COVID-19 cases in the two-week period from March 27 – April 9, 2022. This is a twenty percent decrease from the previously reported two-week period. The daily cases reported, based on a seven-day average, over this two-week period was six (Graph 1). This indicates that, on average, there have been six new cases each day throughout the Quad-County area.

Oftentimes, lab reports are received with incomplete data and our survey data is on a delay. As such, the following demographic data has a significant percentage of unknown or missing information. The average age across all counties was fifty-three years old with a range of nine years old to ninety-three years old. Of the cases that reported their gender, forty-



five percent of cases were female, fifty-five percent were male. Of the cases that reported their race, eighty-five percent were reported as White, six percent of cases reported as other, and nine percent reported Asian. Of those who reported their ethnicity, ninety-one percent reported as Non-Hispanic or Latino/a, nine percent reported as Hispanic or Latino/a. There were three known hospitalizations across all counties during this two-week period. This is a fifty percent decrease from the previous two-week period. According to the Nevada Hospital Association report on April 5, 2022, hospitalizations had a modest increase in Northern Nevada however were essentially eliminated in rural areas of Nevada. There were no reported COVID-19 related deaths across the four counties. Morbidity data is often delayed, so this number only represents the data that has been made available for this two-week period.

**Quad-County Area Exposure**

Among cases with complete information, the most common, known COVID-19 exposures were community and facility related. (Graph 2). Cases can have more than one exposure. The information on the graph and below indicates the percentage of cases that said “yes” to each question, independently. Twenty-four percent of cases had related community exposure. This can be family gatherings, weddings, funerals, birthday parties, political events, or any other similar activity.

Community exposure, as defined by the state, also refers to individuals that did not know where they were exposed. Forty-one percent of cases had an exposure to someone who tested positive within a long-term care facility.

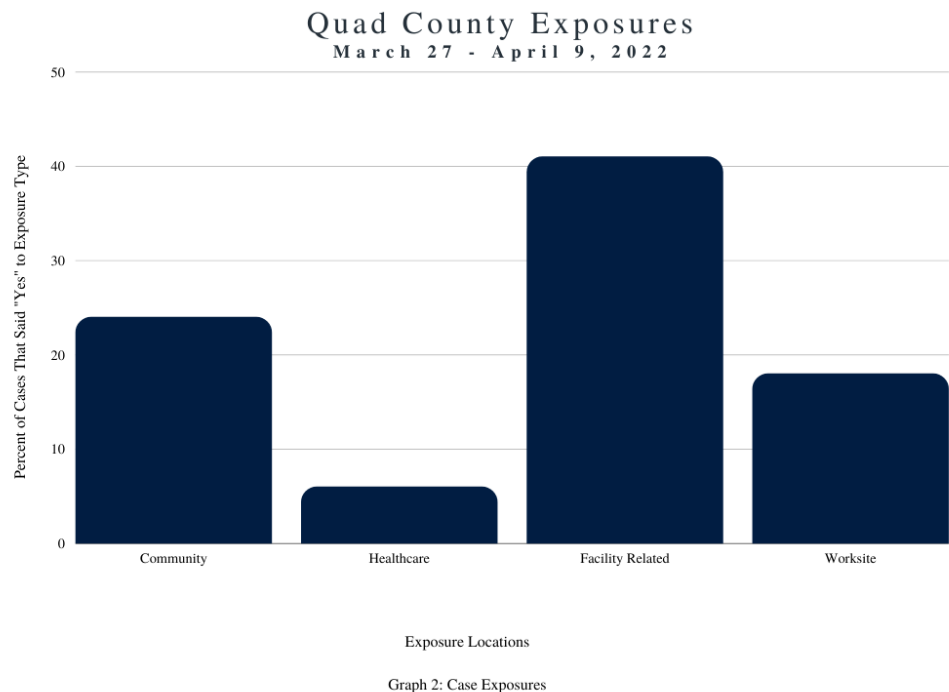
**Quad-County Area Schools**

Carson City, Douglas County, and Lyon County school districts are using the Abbott BinaxNOW, a rapid antigen test that detects a specific viral antigen for the virus that causes COVID-19. In alignment with the CDC guidance, schools are utilizing the BinaxNOW for faculty and students to quickly isolate positive individuals and end quarantine for close contacts after seven days. School cases represented in this report are PCR, molecular positive cases, the Abbott BinaxNOW test, and other FDA approved antigen tests.

There were three student case investigation completed from March 27 – April 9, 2022. These student cases did not attend school during their infectious period. Additionally, there was one school faculty case who tested positive for COVID-19. CCHHS works closely with schools to help with contact tracing, case surveillance, and the implementation of mitigation strategies.

**COVID-19 Variants of Concern**

The Nevada State Public Health Laboratory (NSPHL) conducts genome sequencing from a sample of confirmed COVID-19 cases as part of disease surveillance which helps identify new and emerging variants. The emergence of new variants is a natural occurrence in infectious diseases. According to the CDC, there are currently two COVID-19 variants of concern across the United States. Knowledge of emerging SARS-CoV-2



variants is quickly evolving, however there is evidence indicating that these variants are more transmissible. According to the Nevada State Public Health Lab, approximately one hundred percent of all the samples sequences in Nevada are Omicron (B.1.1.529). The World Health Organization declared the Omicron (B.1.1.529) a variant of concern on November 26, 2021. Additionally, sequencing is conducted using only samples submitted to the NSPHL, which may not always include commercial laboratory samples and does not include Abbott BinaxNOW tests or other rapid antigen tests.

### **Quad-County Vaccinations**

According to the Nevada State COVID-19 Dashboard, approximately fifty-five percent of Quad County residents are fully vaccinated as of April 4, 2022. Carson City Health and Human Services continues to work with community stakeholders on vaccination outreach to increase vaccination rates among the community.

### **Quad-County Breakthrough Cases**

Vaccine breakthrough cases are U.S. residents with a SARS-CoV2 RNA or antigen detected in a respiratory specimen collected greater than or equal 14 to days after they have completed all recommended doses of an FDA authorized COVID-19 vaccine. A complete vaccination is two doses of the Pfizer or Moderna vaccine or one dose of the Johnson and Johnson (Janssen) vaccine. As of December 7, 2021, Quad County residents between the ages of 5-11 are eligible to be counted as a breakthrough case. This age group has been included in the breakthrough numbers as of December 7, 2021. Breakthrough cases make up of twenty-six percent of all reported cases since February 1. Since February 1, 2021, the overall vaccinated case rate for the Quad County region ages 5 years and older is 63 per 1k population. Since February 1, 2021, the overall unvaccinated case rate for the Quad County region, for ages 5 years and older, is approximately 237 out of 1k. This means that in the Quad-County region, the rate for unvaccinated people among those 5 years and older is 4 times that of fully vaccinated people 5 years and older. It is important to note that no vaccine is 100 percent effective at preventing illness but proves to be highly effective at protecting people against severe illness and death. As the number of fully vaccinated people increases and community transmission increase, breakthrough cases are expected rise. Getting vaccinated is the best way to protect yourself and slow the spread of COVID-19.

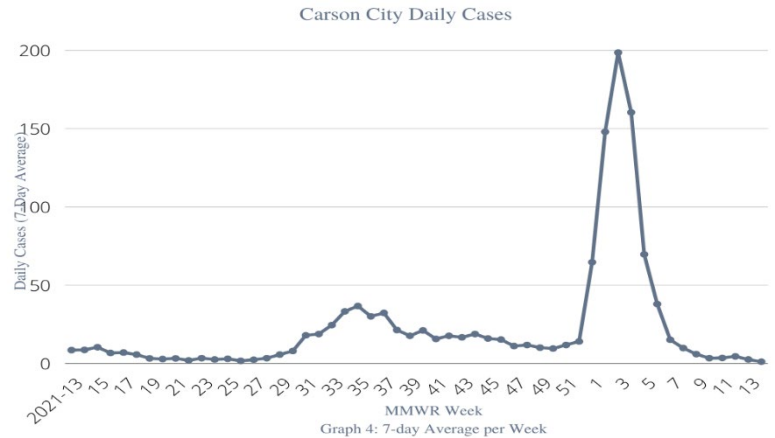
## Carson City Surveillance Summary

From March 27 – April 9, 2022, there were 26 confirmed cases reported in Carson City. This represents approximately thirty-three percent of all Quad-County cases during this two-week period and is a forty-eight percent decrease from the previous two-week period. The zip code in Carson City that reported the highest number of cases during this two-week period was zip code 89701 (Table 1).

Zip Code	Cases Reported
89701	16
89703	6
89706	4

Table 1. Carson City cases reported by zip code

The daily cases reported, based on a seven-day average, over this two-week period was two. This indicates that, on average, there have been one two new cases each day throughout Carson City. Carson City is seeing a decrease in the average number of cases reported each week (Graph 4). Fifty percent of cases were female, and fifty percent were male. The average age of Carson City cases was fifty-six years old.



## Carson City Schools

There was one student case investigation completed from March 27 – April 9, 2022. This student did not attend school while infectious. Additionally, there were no school faculty members that tested positive for COVID-19.

## Carson City Exposure

Of those with known exposures, fifteen percent were exposed in the community and fifty-four percent were exposed to someone who tested positive at a long-term care facility. The graph shows more information on Carson City exposures (Graph 5). Just as above, exposure questions are independent, meaning an individual can answer “yes” to more than one exposure type.

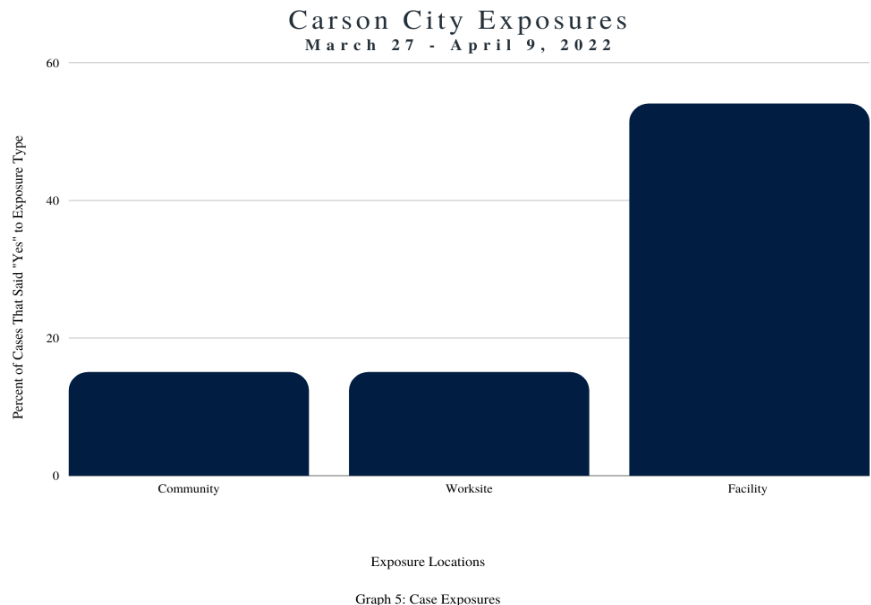
CCHHS’s COVID-19

Epidemiologist is working closely with the state and the facilities to track the transmission and ensure mitigation efforts are in place.

Transmission trends are challenging to track or predict.

## Carson City Vaccinations

According to the Nevada State COVID-19 Dashboard, approximately sixty-two percent of Carson City residents are fully vaccinated as of April 4, 2022. Carson City Health and Human Services continues to work with community stakeholders on vaccination outreach to increase vaccination rates among the community.



### **Carson City Breakthrough Cases**

Carson City represents forty-five percent of the total known breakthrough cases from the Quad-County region reported since February 1, 2021. This includes breakthrough cases ages 5-11 since December 7, 2021. The overall vaccinated case rate for ages 5 years and older for Carson City is 74 per 1k population compared to the overall unvaccinated case rate for ages 5 years and older of 316 per 1k. COVID-19 vaccines continue to be highly effective at protecting people against severe illness and death. Getting vaccinated is still the best way to slow the spread of COVID-19.