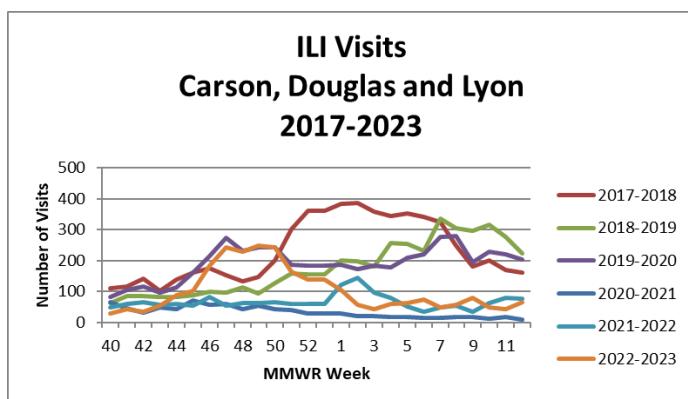


Influenza Activity

2022-2023 Season

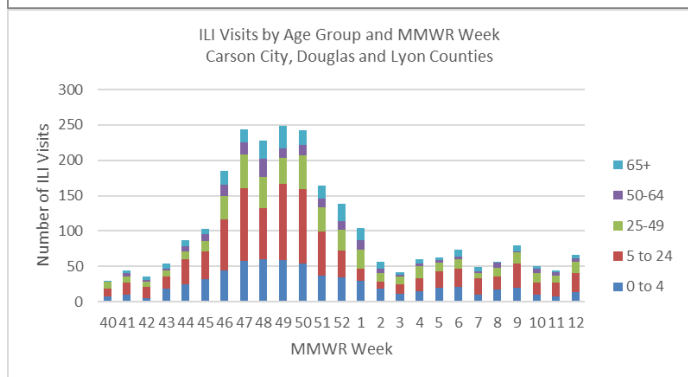


ESSENCE

Detection Level

Green

Number of actual visits was in normal limits, based on past years.



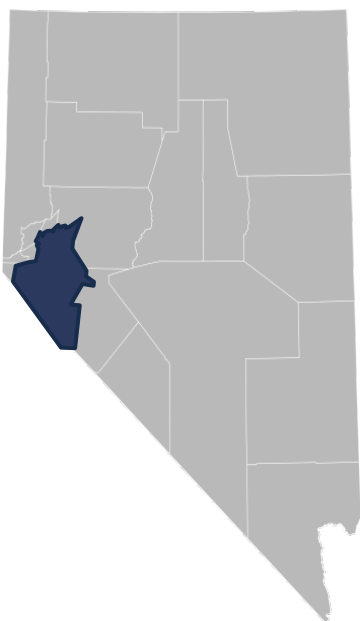
2022 - 2023

ILI Visit

Age Group Breakdown

0-4	25%
5-24	37%
25-49	20%
50-64	8%
65+	10%

Data collected in ESSENCE



Influenza Activity | 1

Current Week 12 (ending 03/25/23)

- 66 Influenza-like-illness (ILI) events reported among jurisdiction's emergency department visits: Decrease from last year
- 0 hospitalizations reported

Current Season Summary (10/02/21 - 03/25/23)

- 2548 Influenza-like-illness (ILI) events reported among jurisdiction's emergency department visits: Increase from last year
- 85 reported hospitalizations within the jurisdiction

Last Season Summary (Week 40-12)

- 1681 Influenza-like-illness (ILI) events reported among jurisdiction's emergency department visits
- 7 reported hospitalizations within the jurisdiction

ILI is defined as fever (temperature of 100°F [37.8°C] or greater) and a cough and/or a sore throat