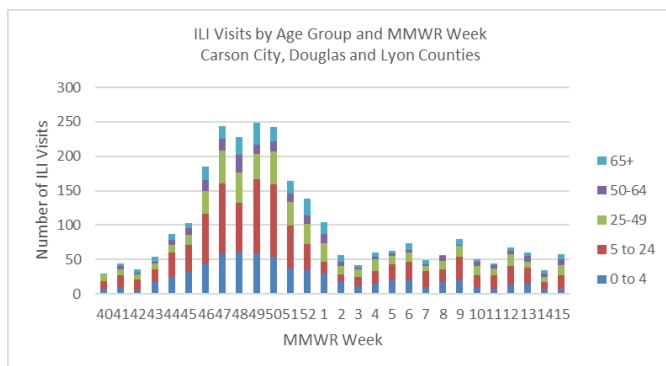
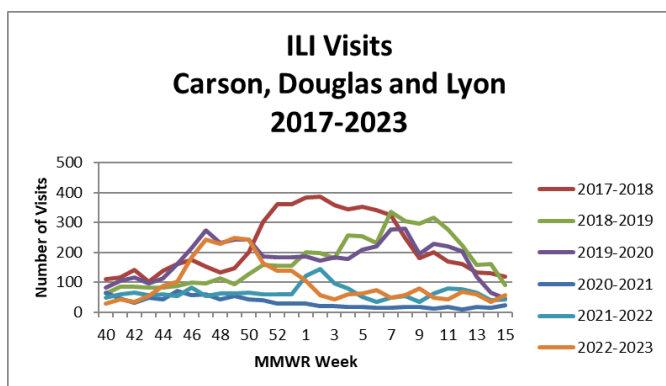


Influenza Activity

2022-2023 Season



ESSENCE

Detection Level

Green

Number of actual visits was in normal limits, based on past years.

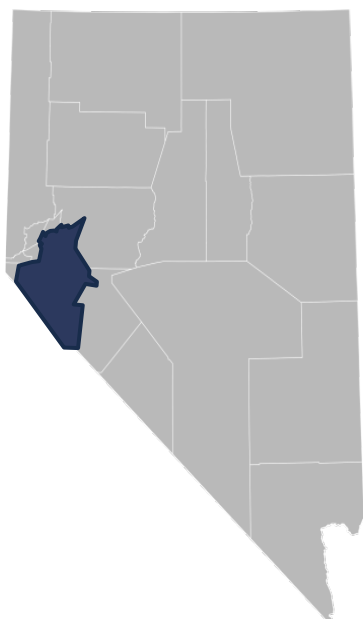
2022 - 2023

ILI Visit

Age Group Breakdown

0-4	25%
5-24	37%
25-49	20%
50-64	8%
65+	10%

Data collected in ESSENCE



Influenza Activity | 1

Current Week 15 (ending 04/15/23)

- **58** Influenza-like-illness (ILI) events reported among jurisdiction's emergency department visits: Decrease from last year
- **0** hospitalizations reported

Current Season Summary (10/02/22 - 04/15/23)

- **2702** Influenza-like-illness (ILI) events reported among jurisdiction's emergency department visits: Increase from last year
- **85** reported hospitalizations within the jurisdiction

Last Season Summary (Week 40-15)

- **1829** Influenza-like-illness (ILI) events reported among jurisdiction's emergency department visits
- **8** reported hospitalizations within the jurisdiction

ILI is defined as fever (temperature of 100°F [37.8°C] or greater) and a cough and/or a sore throat